

**NORTH HIGHLANDS RECREATION AND PARK DISTRICT  
REGULAR MEETING**

Regular Meeting of the Board of Directors  
March 14, 2024, 6:30 p.m. – District Office – Regular Meeting  
6040-Watt Avenue, North Highlands, Ca 95660  
Phone: (916) 332-7440  
[WWW.NHRPD.ORG](http://WWW.NHRPD.ORG)

**1. CALL MEETING TO ORDER**

**2. COMMENTS AND REPORTS FROM CITIZENS AND ORGANIZATIONS**

Matters under the jurisdiction of the Board of Directors, and not on the posted agenda, may be addressed by the general public at this time. The public may address the Board on each agenda item during the Board's consideration of the item. In order to speak, the speaker must complete and submit a public comment card. The cards are available on a table to the rear of the Boardroom. The card should be handed to the Secretary of the Board. The Chairperson of the Board may use his or her discretion in waiving this policy. The Board of Directors limits testimony on matters not on the agenda to three minutes per person and not more than fifteen minutes for a particular subject. Except for public hearings, comments from the public shall not be received until after completion of Board Discussion and deliberation, and just before final action or completion of the agenda item. The Board of Directors cannot take action on any unscheduled matter.

**3. ADMINISTRATOR'S REPORT**

- A. Administrator's Report
- B. Park and Facility Maintenance Report
- C. Recreation Report

**4. CORRESPONDENCE**

- A. Letter dated March 7, 2023, from Sacramento Local Agency Formation Commission (LAFCo) Executive Officer José C. Henriquez re: Proposed Budget for Fiscal Year 2024-2025. Information only.

**5. REPORTS FROM STANDING COMMITTEES:**

**Budget, Finance & Audit:** Chairperson Veya Cummings; Members Patrick Williams  
**Facility Development:** Chairperson Beau Reynolds; Member Joanna McVay  
**Personnel and Policy:** Chairperson Joanna McVay; Member Beau Reynolds  
**Programs, Fees, and Charges:** Chairperson Patrick Williams; Member Veya Cummings

**6. CONSENT CALENDAR**

- A. Approval February 8, 2024, minutes
- B. Approval of payment of the bills for the General Fund and CFD for the month of February 2024.

**7. UNFINISHED BUSINESS**

None

Board of Directors: Crystal Harding, Chairperson; Beau Reynolds, Vice-Chairperson; Joanna McVay, Secretary; Veya Cummings, Member; Patrick Williams, Member; Administrator Scott Graham 3/14/24

## 8. NEW BUSINESS

### A. Fundraising Event

Board discussion/action to approve staff's recommendation for Zambian Association of Norther California rental request to have a fundraiser in the Kay F. Dahill Community Center.

### B. District Scholarship Policy Revision

Board discussion/action to approve the revision of Policy 3050.10 to expand scholarship eligibility to all residents that live within the community boundaries of North Highlands (95660).

### C. Resolution # 631 – Calling the November 5, 2024, Presidential General Election for the North Highlands Recreation and Park District

Board action to approve Resolution #631 calling for the Presidential General District Election to be consolidated with the statewide election to be held November 5, 2024.

- Candidates Statement of Qualifications

Board action to determine whether to limit the candidate's statement to 200 words or to authorize an extension to 400 words. Board action to require the individual to pay for publication of the statement when filing the applications.

- Combine Election Notice

Board action to declare how the required Notice of District Election will be published individually or combined with other District's.

### D. Resolution #632 and #633 General Fund and CFD NO. 2016-01 Elverta Park Contingency Transfer.

Board discussion/action to approve staff recommendations to approve Resolution #632 and #633 – the transfer of \$ from the Contingency Fund to cover the cost of the additional services, equipment and staffing as described in the staff report.

## 9. CHAIRPERSON'S REPORT

## 10. COMMENT'S FROM BOARD MEMBERS

## 11. ADJOURNMENT

## 12. DATE, TIME, AND PLACE OF NEXT MEETING

The next regular meeting of the Board of Directors will be on April 11, 2024, at 6:30 p.m. in the North Highlands Recreation Center, 6040-Watt Avenue, North Highlands, CA

In compliance with the Americans with Disabilities Act, if you are a disabled person and you need a disability related modification or accommodation to participate in this meeting, please contact the North Highlands Recreation and Park District Office at (916) 332-7440. Requests must be made as early as possible and at least one full business day before the start of the meeting.

Join Zoom Meeting

<https://us06web.zoom.us/j/84675233230?pwd=mGiMVQDRLV2L8nGvJKVeSMkojE0XZa.1>

Meeting ID: 846 7523 3230

Passcode: nhrpd

**Board of Directors: Crystal Harding, Chairperson; Beau Reynolds, Vice-Chairperson; Joanna McVay, Secretary; Veya Cummings, Member; Patrick Williams, Member; Administrator Scott Graham 3/14/24**

NORTH HIGHLANDS RECREATION AND PARK DISTRICT

BOARD AGENDA

To: Crystal Harding, Chairperson  
Board of Directors

From: Scott Graham, Administrator

Date: March 14, 2024

Subject: Administrator's Report

- A. Epic Wireless Group LLC Proposed Cell Tower Presentation
- B. Additional ARPA Funding Opportunities
- C. CSDA Nomination Process for Board of Directors, Seat A
- D. FEC Police Department Update

**Epic Wireless Group Presentation**

At the February 8 Board of Directors meeting staff shared a written proposal from Epic Wireless Group, a consultant working with AT&T, to place a cell tower within the boundaries of Sierra Creek Park. After frank discussion and feedback from the Board, staff was directed by vote to contact Epic Wireless for further information on the proposal. Staff contacted Epic on 2/29. As part of the discussion, they were asked if they had considered other District facilities as a possible location for a tower, and shared information on the Capehart Park and Gymnasium complex as a possible alternate site based on existing infrastructure and close proximity to Sierra Creek. Coincidentally, Epic had explored Capehart as a venue and reached out to Sacramento Suburban Water District in the recent the past to put an antenna on the existing water tower. That project was not feasible and Epic moved on. They were intrigued to find out that NHRPD controls most of that property and stated the site met a lot of requirements as a location on their end. Staff met with Epic representatives on-site on March 5 and discussed possible locations for consideration.

Ashley Smith, Site Acquisition Manager for Epic, will be at the March 14 Board meeting to make a presentation to the Board on this option. Included in your meeting materials is information from Epic for your further review.

**Additional ARPA Funding**

Staff was recently approached by staff from Sacramento County and Supervisor Sue Frost's office about the possible addition of ARPA funds for District projects. The amount of possible funding is \$211,000, which is addition to the previously approved \$200,000 funding for the Planehaven Park project. I would like to suggest that a standing committee meeting involving

staff and the Facility Development Committee be scheduled to discuss this opportunity, as well as the cell tower project, sometime the week of March 25, depending on committee member availability. Both topics can then be brought to the full Board on April 11 for consideration and possible action.

#### **CSDA Board of Directors Nomination Timeline**

Staff received correspondence from CSDA outlining the timeline and nomination process for the 2024 Board of Directors, seat A. As part of the nomination procedures, the member district must submit either a Board resolution or minute action approving consideration of any and all candidates. The deadline for submittal for those documents is April 10, 2024. Unfortunately, our April Board meeting is scheduled on April 11. I contacted CSDA on this matter and will share one possible option for our Board members if they are interested in pursuing a Board spot with CSDA.

#### **FEC Police Department Update**

Staff attended an informational meeting on the current status of the Fulton-El Camino Police Department. I can share with you that their two-year study on this matter has concluded and their next step will be reporting to the proper FEC standing committee and then their full Board. No timeline for that process was shared.



on behalf of



## NORTH HIGHLANDS RECREATION/PARK DISTRICT PROPOSAL

| GENERAL INFORMATION          |  |
|------------------------------|--|
| AT&T SITE ID/NAME:           | CVL06566/NORTH COUNTRY   |
| CANDIDATE NAME:              | NORTH HIGHLANDS RECREATION/PARK  |
| LEASING/PLANNING SPECIALIST: | ASHLEY SMITH -EPIC WIRELESS GROUP LLC.   |
| CONTACT INFORMATION:         | 916-247-1749; <a href="mailto:ASHLEY.SMITH@EPICWIRELESS.NET">ASHLEY.SMITH@EPICWIRELESS.NET</a> |

| BASIC LEASE TERMS – <i>To be negotiated at a later date</i> |  |
|---|--|
| ADDRESS:  | 7916 Aztec Way, Antelope CA  |
| RENTAL RATE:  | \$1,800/month  |
| ESCALATOR:  | 2%/year  |
| TERMS: <i>25 years total</i>                                | Initial Term – 5 Years<br>Renewal Terms – four (4) five (5) year renewal terms |

| GENERAL AT&T MOBILITY PROPOSAL – Free Standing Tower – Stealth Design |  |
|---|--|
| TOWER LOCATION #1:  | 38.713978, -121.381412   |
| FULL PROPOSAL:  | AT&T proposes to construct a new free standing wireless telecommunications facility within the existing fenced in storage area. All AT&T's equipment will be enclosed within the proposed lease area. AT&T will take the lead in obtaining all governmental entitlements for this project (Planning and Building review). All costs associated with this project will be paid by AT&T. |
| LEASE AREA:   | 25' X30' Fenced in Leased area to conceal all required ground equipment.   |
| GROUND EQUIPMENT:   | 30kw Generator (used in cases of emergencies), shelter, and various h-frames.  |
| POWER:  | Power would be requested to be pulled from the inactive transformer, the switch gear on site, or from the street.  |
| FIBER:  | Fiber is proposed to be pulled from the existing sub box located across the street from the recreation property.   |
| TIMELINES:  | Planning Review will take approximately 5 months from submittal.<br>Building Review will take approximately 4 months from submittal.<br>Construction Start to Completion will take approximately 4 months.   |

**PROPOSAL WITH PHOTOS IN FOLLOWING PAGES:**

605 Coolidge Drive Suite 100  
Folsom, CA. 95630  
Fax (916) 781-5927



# PROPOSED FACILITY



# PROPOSED FACILITY

(P) Power POC – Existing Inactive TX





# PROPOSED FACILITY

(P) Fiber POC – Existing Sub Box @ Public ROW





on behalf of



| <b>GENERAL AT&amp;T MOBILITY PROPOSAL – Free Standing Tower – Monopole Design</b> |  |
|---|--|
| <b>TOWER LOCATION #2:</b>   | 38.713823, -121.380285   |
| <b>FULL PROPOSAL:</b>   | AT&T proposes to construct a new free standing wireless telecommunications facility near the baseball field. All AT&T's equipment will be enclosed within the proposed 25'x30' fenced lease area. AT&T will take the lead in obtaining all governmental entitlements for this project (Planning and Building review). All costs associated with this project will be paid by AT&T. |
| <b>LEASE AREA:</b>  | 25'X30' Fenced in Leased area to conceal all required ground equipment.  |
| <b>GROUND EQUIPMENT:</b>  | 30kw Generator (used in cases of emergencies), shelter, and various h-frames.  |
| <b>POWER:</b>   | Power would be requested to be pulled from the switch gear on site, or from the street.  |
| <b>FIBER:</b>   | Fiber is proposed to be pulled from the existing sub box located across the street from the recreation property.   |
| <b>TIMELINES:</b>   | Planning Review will take approximately 5 months from submittal.<br>Building Review will take approximately 4 months from submittal.<br>Construction Start to Completion will take approximately 4 months.   |

**PROPOSAL WITH PHOTOS IN FOLLOWING PAGES:**

605 Coolidge Drive Suite 100  
Folsom, CA. 95630  
Fax (916) 781-5927



# PROPOSED FACILITY



Overview of both Locations:



**North Country**  
7781 Watt Ave.

**Legend**



(E) AT&T Sub Box - Fiber POF

(E) Inactive Transformer - Power POF

Potential Location #1

Potential Location #2

(E) Switch Gear - Power POF

Capehart Gym

7916 Aztec Way

Navaho Dr

Navaho Dr

Navaho Dr

Google Earth

© 2014 Google

200 ft







on behalf of



| <b>REPORTS THAT WILL BE REQUIRED FOR ZONING/COMPLIANCE/BUILDING:</b> |  |
|--|--|
| <b>PLANNING DEPARTMENT:</b>  | <b>Noise Study, Photo Simulations, EME Report</b><br>These are completed once we have drawings completed.  |
| <b>COMPLIANCE:</b>   | <b>PHASE 1 Report</b><br>Once we are close to Planning approval, we will request of the PHASE 1 to be completed.   |
| <b>BUILDING DEPARTMENT:</b>  | <b>Geo-Tech Report (Soils Sampling to understand the type of foundation that should be utilized for the new site build)</b><br>Requested to be completed around the time of Planning Approval. |

**GENERAL APPROXIMATE TIMELINES FOR PROJECT**

Approximately 15-24 months from Design Walk to Construction Complete

| <b>PROJECT TASKS</b>   | <b>FORECASTED DATE OF COMPLETION:</b> |
|--|---------------------------------------|
| <b>SITE DESIGN WALK:</b>   | March 22, 2024                        |
| <b>SURVEY RECIEVED:</b>  | March 24, 2024                        |
| <b>90% DRAWINGS RECEIVED:</b>  | April 5, 2024                         |
| <b>100% DRAWINGS RECEIVED:</b>   | May 1, 2024                           |
| <b>PLANNING DEPARTMENT REPORTS RECEIVED:</b>                               | May 30, 2024                          |
| <b>SUBMIT TO PLANNING DEPARTMENT:</b>                                      | May 31, 2024                          |
| <b>RECEIVED REDLINED AGREEMENT:</b>  | June 8, 2024                          |
| <b>AGREEMENT EXECUTED:</b>   | October 11, 2024                      |
| <b>PLANNING APPROVAL:</b>  | October 30, 2024                      |
| <b>PHASE 1 COMPLETED:</b>  | November 20, 2024                     |
| <b>GEO TECH WORK COMPLETED:</b>  | December 16, 2024                     |
| <b>SUBMIT TO BUILDING DEPARTMENT:</b>                                      | January 13, 2024                      |
| <b>BUILDING APPROVAL:</b>  | May 11, 2025                          |
| <b>SITE ACQ COMPLETE (HAND OFF TO CIVIL VENDOR TO START CONSTRUCTION):</b> | May 12, 2025                          |
| <b>BID WALK COMPLETED:</b>   | June 22, 2025                         |
| <b>CONSTRUCTION START:</b>   | July 5, 2025                          |
| <b>RENT PAYMENTS INTIATED W/ BACKRENT:</b>                                 | August 5, 2025                        |
| <b>CONSTRUCTION COMPLETE:</b>  | December 3, 2025                      |

**PHOTOS OF EXISTING FREE-STANDING TOWERS:**

605 Coolidge Drive Suite 100  
 Folsom, CA. 95630  
 Fax (916) 781-5927





on behalf of



**ADDRESS:**  
2905 E. Arrowcreek Parkway, Reno NV 89511  
Tower Height: 60'  
(Showing for similar height tower)



605 Coolidge Drive Suite 100  
Folsom, CA. 95630  
Fax (916) 781-5927



on behalf of



**ADDRESS:**  
3902 State Highway 16, Plymouth CA 95669  
Tower Height: 120'  
(showing for design aspect)



605 Coolidge Drive Suite 100  
Folsom, CA. 95630  
Fax (916) 781-5927





on behalf of



Water Tank Design that we can mirror with Park Name.



605 Coolidge Drive Suite 100  
Folsom, CA. 95630  
Fax (916) 781-5927



on behalf of



**ADDRESS:**

5540 3<sup>rd</sup> Street, Rocklin CA 95677

Tower Height: 89'

(showing for design aspect of light standard tower at baseball field)



605 Coolidge Drive Suite 100  
Folsom, CA. 95630  
Fax (916) 781-5927



on behalf of



**ADDRESS:**

740 S. Main Street, Angels Camp, CA 95222  
Tower Height: 64'  
(showing for design aspect of tree design)



605 Coolidge Drive Suite 100  
Folsom, CA. 95630  
Fax (916) 781-5927





on behalf of



**ADDRESS:**

8299 E. Stockton Blvd, Sacramento CA 94583

Tower Height: 65'

(instead of cross we can put the Name of the Park)



605 Coolidge Drive Suite 100  
Folsom, CA. 95630  
Fax (916) 781-5927



on behalf of



### **BENEFITS OF PROPOSED TOWER:**

This Facility is intended to fill a significant gap in AT&T's high band 4G LTE coverage experienced by its customers in a targeted coverage area of Sacramento County.

In addition to providing customers with reliable coverage, fast speeds, and excellent quality, the proposed project will include facilities to support the Nationwide Public Safety Broadband Network ("**FirstNet**"). In its partnership with the First Responder Network Authority, AT&T is responsible for building, maintaining, and upgrading the FirstNet network for the next 25 years. In order to support FirstNet, AT&T is upgrading its existing wireless sites and building new wireless facilities throughout the United States, including (insert jurisdiction). AT&T's upgrades include deployment of the new frequency band ("**Band 14**") supporting the FirstNet network. In 2012, the U.S. Congress set aside Band 14 for use by first responders. FirstNet Built with AT&T is designed to be reliable, functional, safe, and secure, and it will provide optimal levels of operational capacity at all times.

FirstNet's benefits include:

- Always on, 24x7 **priority and preemption** for First Responders across data and voice communications;
- A physically separate and highly secure network core that is fully dedicated to FirstNet – utilizing end to end encryption and keeping public safety and emergency management traffic separate from commercial traffic; and
- A dedicated fleet of portable network deployable assets to support first responder and emergency manager connectivity for planned events, emergencies, in extremis, and other mission requirements.

## The FCC, American Cancer Society and the World Health Organization **Have All Concluded That There Are No Known Health Concerns Related to Cell Sites RF Exposure**

There are no known adverse health effects from cell sites and no health risks to the general public have been shown.



- Cellular carriers and tower companies are required to build and maintain all cell phone towers and antennas in accordance with FCC guidelines for human exposure to radiofrequency (RF) fields.
- The energy from cell phone tower antennas decreases with distance. As a result, normal ground-level exposure is much lower than if a person was close to the antenna.
- The FCC has pointed out that the possibilities are remote that a person could be exposed to RF levels that are harmful. See "Can People Be Exposed to Levels of Radiofrequency Radiation That Could Be Harmful?" at: <https://www.fcc.gov/engineering-technology/electromagnetic-compatibility-division/radio-frequency-safety/faq/rf-safety#Q6>
- At a typical cell site, ground level exposure is actually well below the FCC's limits.
- When posed with the notion that a cell phone tower might increase the risk of cancer or other health problems, the American Cancer Society (ACS) stated, "...there is very little evidence to support this idea." See "Do cellular phone towers cause cancer?" at: <http://www.cancer.org/cancer/cancercauses/othercarcinogens/at-home/cellular-phone-towers>
- Furthermore, the World Health Organization (WHO) echoes these findings by stating, "Over the past 15 years, studies examining a potential relationship between RF transmitters and cancer have been published. These studies have not provided evidence that RF exposure from the transmitters increases the risk of cancer." See "Electromagnetic fields and public health," at: <http://www.who.int/peh-emf/publications/facts/fs304/en/>

# Supporting Public Safety is a *Priority at AT&T*

**AT&T recognizes the daily challenges that many public safety organizations are facing and are working hard to establish a reliable network that connects all their critical needs.**

- AT&T has designed solutions to help improve public safety operations by enabling voice, video and data communications throughout agencies.
- The need for better wireless coverage and the explosive growth in smartphone use has created opportunities on many public safety buildings for wireless antennas.
- Public safety departments are facing tighter budgets and increased operating costs; by opting to install a wireless antenna on a fire station or police department, they can earn significant revenues in this tough economy.

**AT&T offers capabilities for information sharing and access to mission critical applications that improve response and recovery time.**

- Agencies can track and manage public safety personnel, vehicles and assets through automatic vehicle location and telemetry that uses GPS, AT&T Navigator, and the mobile network.
- AT&T has the largest IP-based wireless network in the United States, enabling officials to communicate outside of their traditional jurisdictions when it comes to joint agency operations/support during a crisis or emergency.

**When installing new wireless facilities, AT&T works hard with the community to provide the best possible service in the most responsible way.**

Our engineers follow strict federal, state and local safety standards and we work with the local community to improve aesthetics whenever possible. We also work closely with community leaders and consumers to identify areas in need of enhanced coverage. For example, the Mark the Spot App enables users to ID coverage gaps in our network.

**AT&T also places the safety of its customers first.**

AT&T builds and maintains all cell phone towers and antennas in accordance with FCC guidelines for human exposure to radiofrequency (RF) fields.

The energy from the antennas on cell phone towers decreases with distance. As a result, ground-level exposure is much lower than if a person were very close to the antenna and the main beam.

There are no known adverse health effects from cell phone towers and no health risks to the general public have been shown. The FCC has pointed out that the possibilities are remote that a person could be exposed to RF levels that exceed the FCC guidelines. See *more at*: <http://www.fcc.gov/cgb/consumerfacts/rfexposure.html>.

The American Cancer Society (ACS) affirms that it is "very unlikely" for an individual to be exposed to excess RF levels just by being close to a cell phone tower. The ACS also confirms that most scientists believe that cell phone towers and antennas are unlikely to cause cancer or result in health problems. *For the full report, please visit:* <http://www.cancer.org/Cancer/CancerCauses/OtherCarcinogens/AtHome/cellular-phone-towers>.

The World Health Organization (WHO) states that studies have not shown a correlation between exposure to RF emissions from base stations and an increased risk of cancer or any adverse long or short-term health effects. *For the full report, please visit:* <http://www.who.int/mediacentre/factsheets/fs304/en/index.html>



# AT&T Places

## the Safety of Its *Customers First*

*There are no known adverse health effects from cell sites and no health risks to the general public have been shown.*

- The FCC has pointed out that the possibilities are remote that a person could be exposed to RF levels that exceed the FCC guidelines.
  - You can find the full FCC guidelines for Cellular and PCS Sites at:  
<http://www.fcc.gov/cgb/consumerfacts/rfexposure.html>
- In addition, the American Cancer Society (ACS) affirms the FCC's conclusion stating "at ground level near typical cellular base stations, the amount of RF energy is thousands of times less than the limits for safe exposure set by the FCC and other regulatory authorities." The ACS also states that it is "very unlikely" for an individual to be exposed to excess RF levels just by being close to a cell site.
- According to a report on cell sites, the ACS confirms that most scientists believe that cell sites and antennas are unlikely to cause cancer or result in health problems.
  - You can find the full ACS report at:  
<http://www.cancer.org/Cancer/CancerCauses/OtherCarcinogens/AtHome/cellular-phone-towers>
- Furthermore, the World Health Organization (WHO) confirms that RF emissions diminish rapidly with distance. Likewise, the WHO states that studies have not shown a correlation between exposure to RF emissions from base stations and an increased risk of cancer or any adverse long or short-term health effects.
  - You can find the full WHO report at:  
<http://www.who.int/mediacentre/factsheets/fs304/en/index.html>

*AT&T builds and maintains all cell sites and antennas in accordance with FCC guidelines for human exposure to radiofrequency (RF) fields.*

- The energy from the antennas on cell sites decreases with distance. As a result, ground-level exposure is much lower than if a person were very close to the antenna and the main beam.
- The FCC's RF exposure guidelines recommend a maximum permissible exposure level to the general public of approximately 580 microwatts per square centimeter. This limit is many times greater than RF levels typically found near the base of cell sites or in the vicinity of other, lower-powered cell site transmitters.



# Investing in California's Infrastructure & Keeping Californians Connected

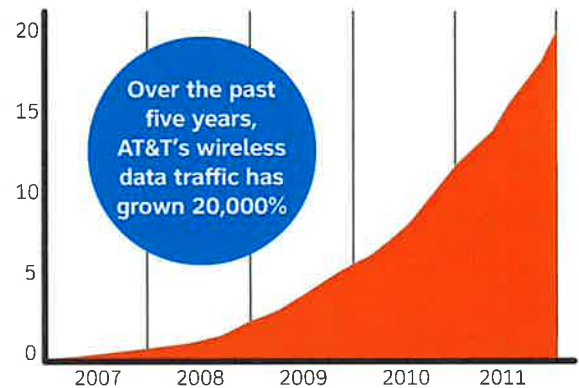
## The Number of California Wireless Users is Growing

- At more than 33 million,<sup>1</sup> California leads the nation with more wireless consumers than any other state. And they depend on wireless service for their tablets, netbooks, picture frames, eReaders, cameras and even their cars. Wireless technology is now ingrained into Californians' on-the-go lifestyles.

## The Way Californians' Use Wireless Devices Has Changed in Dramatic Ways:

Technology has evolved and Californians now use wireless devices to watch movies, read newspapers, read books, listen to music and consume other media.

- In the last five years, wireless data on AT&T's network has grown by **20,000 percent**.
- **44 percent** of African-Americans and Latinos are smart-phone users.<sup>2</sup>
- **88 percent** of American adults have a cell phone, **57 percent** have a laptop, **19 percent** own an e-book reader, and **19 percent** have a tablet computer.
  - **63 percent** of American adults go online wirelessly with one of those devices.<sup>3</sup>
- Both African Americans and English-speaking Latinos are more likely to own a mobile phone than whites.
  - Over half of all Black (56 percent) and Hispanic (51 percent) cell phone users use their mobile devices to access the Internet as compared to 39 percent of White cell phone users.<sup>4</sup>



## More Californians Rely Exclusively on Wireless Devices

- More than 3 of every 10 households (31.6 percent) had only a wireless phone as of June 2011, **up from 13.6 percent** in 2007.<sup>5</sup>

## California's Small Businesses Rely on Wireless Like Never Before

- Nearly all small businesses (96 percent) use wireless technologies in their operations, with almost two-thirds (63 percent) indicating that they could not survive — or it would be a major challenge to survive — without wireless technologies.
- More than four in 10 (43 percent) small businesses report all of their employees use wireless devices or technologies to work away from the office, a **nearly 80 percent jump** over the past three years.
- Despite being a relatively new technology device, two-thirds (67 percent) of small businesses indicate that they use tablet computers, **up from 57 percent** a year ago.
- **85 percent** of small businesses reported using smartphones for their operations, **up from 80 percent** last year and more than double the usage five years ago (42 percent).<sup>6</sup>

## Californians Rely on Wireless Especially During an Emergency

- **74 percent** of Americans who own mobile phones say they have used their hand-held device in an emergency and gained valuable help.<sup>7</sup>
- **Nearly 90 percent** of cell phone users believe mobile technology is important for communicating during an emergency or a crisis.<sup>8</sup>
- **40 percent** of cell owners said they found themselves in an emergency situation in which having their phone with them helped.<sup>9</sup>

<sup>1</sup> FCC's Local Telephone Competition Status as of December 31, 2010  
<sup>2</sup> Pew Research Center's Internet & American Life Project, Smartphone Adoption and Usage Report, 7/11/11  
<sup>3</sup> Pew Research Center's Internet & American Life Project, Digital Differences Report, April 13, 2012  
<sup>4</sup> ibid  
<sup>5</sup> National Center for Health Statistics (December 2011)  
AT&T Small Business Technology Poll 2012  
Pew Research Center  
<sup>6</sup> Amplitude Research  
Pew Research Center's Internet & American Life Project, Telephone Survey, May 22, 2011  
© 2012 AT&T Intellectual Property. All rights reserved.



# NORTH HIGHLANDS RECREATION AND PARK DISTRICT

## BOARD AGENDA

To: Scott Graham, Administrator  
From: Kurtis Secor, Parks and Facilities Superintendent  
Date: March 14, 2024  
Subject: Parks/Facilities Report

### PARK MAINTENANCE UPDATE:

Staff completed the following tasks

- Cleared out downed branches and debris from storms.
- Repaired two different irrigation leaks at Freedom Park (one 6" main break & two 2" leaking valves).
- Repainted and touched up all "welcome to park" signs.
- Signed LOA with Sheriff Department for parks. LOA stand for Letter of Agreement, which means we are agreeing that the sheriffs can enter our property when we aren't there on our behalf. For situations like trespassing or other after hour park emergencies.
- Installed new female ended coupler on bobcat hydraulic line for the backhoe attachment.
- Rotated both 2021 Ford F150s through dealer for safety recalls. The recalls included replacing potentially faulty brake line to rear axle, and both rear blinker wiring.
- Serviced both riding mowers.
- Internally trained full time maintenance staff how to administer Naloxone, we pulled all information from [cdc.ca.gov](http://cdc.ca.gov) website. Sacramento Opioid Foundation donated 16 boxes of Naloxone. Naloxone is the medical term for Narcan which is the nasal spray used for opioid overdose. We are also working with Sacramento County to do a formal training in the near future for all staff.
- Replaced tail lights for 12-foot flatbed trailer and fabricated a guard onto trailer for lights.
- Replaced blinker and tail light assembly for 2010 Ford.
- Painted horse shoe pit back stops at Freedom Park.
- Cleared homeless debris from Sierra Creek Park.
- North Highlands community members filled 9 of 27 volunteer positions for the tree planting event on March 16 at Karl Rosario Park. The tree planting starts at 9am at Karl Rosario Park, with a Park Spotlight event starting at 10am.

### FACILITY MAINTENANCE UPDATE:

- Hung sponsorship banners at Capehart.
- Re-certified fire extinguishers for district at both the community center and recreation center along with all fire extinguishers in park vehicles. The Capehart area fire extinguishers are scheduled to be done on March 18<sup>th</sup>.
- Replaced broken valve on urinal in community center.
- Helped Recreation Team by installing new refrigerator in the recreation building kitchen for Harvest Time.
- Finished monthly building inspections. We store the completed inspection forms at Capehart in the office and here in office.

- Cleared community center and recreation center roof drains and trenched drain run off away from buildings.
- Replaced wax seal and handle on toilet for Something Extra Preschool.
- Replaced tires for floor scrubber. The old tires were worn down and developed flat spots that would impair the staff from properly cleaning the floor in the community center.
- Moved excess and old office furniture to Capehart storage building.
- Built additional storage space for Capehart back storage area for districts storage needs. The new storage area is located in the same building that the Antelope Little League uses. We worked with the little league prior to making the additional storage.

#### INCIDENT/ACCIDENT REPORT UPDATE:

- On 2/7 there was a homeless encampment at Sierra Creek. Staff called Sheriffs Department and they responded. The homeless people left all their junk behind.
- On 2/14 an unknown person broke into the concession stand at Brock Park and damaged the door beyond repair. Staff found the door open and broken the morning of the 14<sup>th</sup>. The door and frame are expected to be repaired on 3/7 - 3/8 depending on weather.
- On 2/26 there was a homeless encampment on the corner Scotland Drive. Staff asked the people to leave, which they did. On the morning of the 27<sup>th</sup> the encampment was back and we alerted the Sheriffs of the camp's location and asked them to intervene.

#### PARK AND FACILITIES PROJECT PHOTOS:

Clearing Debris at Sierra Park





## Capehart Banners



## Freedom Irrigation Repairs








New Refrigerator



Capehart Back Storage Wall



**FEC POP TEAM STAT PROGRAM:**

Each month the District receives a summary of activity in District parks from the Fulton-El Camino Police Department. The summary report is listed below for your review:

**Monthly activity report for:** North Highlands Park District, **Reporting Period:** 2024-02-01 to 2024-02-29

**Summary of enforcement actions**

|                    |                      |   |
|--------------------|----------------------|---|
| NTA Issued: 2      | Park Hours:          | 0 |
|                    | Drugs:               | 0 |
|                    | Weapons:             | 0 |
|                    | Alcohol:             | 0 |
|                    | Animals:             | 0 |
|                    | Vehicle Code:        | 0 |
|                    | Probation Violation: | 0 |
| Other:             | 2                    |   |
| Onsite Arrests:    | Drugs:               |   |
|                    | Weapons:             |   |
|                    | Assault/Battery:     |   |
|                    | Sex Crimes:          |   |
|                    | Theft:               |   |
|                    | Probation Violation: |   |
| Other:             |                      |   |
| Calls For Service: |                      | 0 |
| Parking Citations: |                      | 0 |
| Warrant Arrests:   |                      | 0 |
| DUI Arrests:       |                      | 0 |
| Stolen Vehicles:   |                      | 0 |
| Warnings Issued:   |                      | 1 |

# NORTH HIGHLANDS RECREATION AND PARK DISTRICT

## BOARD AGENDA

TO: Scott Graham, Administrator  
FROM: Rachel Robertson, Recreation Superintendent  
DATE: March 14, 2024  
SUBJECT: Recreation Division Report

### Toddler/Youth/Teen Programs

- Pee Wee Basketball program ended in early February. The last 2 weeks participants scrimmaged and received a participation shirt. 11 participants.
- Youth Basketball League program began the first week of February. The league is 8 weeks, 8 practices and 7 games which began on February 17. There are 4 teams per age division (2<sup>nd</sup>/3<sup>rd</sup>, 4<sup>th</sup>/5<sup>th</sup>, 6<sup>th</sup>/7<sup>th</sup>). 123 participants (28 more participants than the year before!).
- Youth Cheer also began in collaboration with the Youth Basketball League. The program is 8 weeks, 8 practices, and 7 cheer performances at the 6<sup>th</sup>/7<sup>th</sup> grade games. 11 participants.
- Youth Jazz & Hip Hop (session 2) led by former Radio Disney dancer Stacie Ford (contractor). Stacie leads participants through learning new steps, forms, and techniques for jazz and hip hop. 11 participants (10 TRUSD, 1 paid).
- Youth Cooking (session 3) participants made cherry heart pies and love bug juice for Valentine's Day. 17 participants (10 TRUSD, 7 paid).
- Teen Jazz & Hip Hop (session 2) led by former Radio Disney dancer Stacie Ford (contractor). Stacie leads participants through learning new steps, forms, and techniques for jazz and hip hop. 12 participants (10 TRUSD, 2 paid).
- Teen Cooking (session 3) participants made strawberry Danishes and chocolate covered strawberries for Valentine's Day. 15 participants (10 TRUSD, 5 paid).
- Midweek Mindbuilders theme for February was Pokémon Month where students did multiple activities revolving around the children's card game/TV show. One activity involved teaching the different animal groups and determining what Pokémon would fall into each category.

### Dragon's Den Before and After School Program

- This month's bulletin highlighted Black History Month and Healthy Smiles.
- On February 1st, participants enjoyed a Yoga Instructor as their special guest!
- On February 26<sup>th</sup> we hosted our fourth family night which was a Family Game Night! Families and staff brought card/video games and enjoyed snacks.
- On February 29<sup>th</sup>, we had another special guest, Liberty Dental. They talked about healthy smiles, handed out free toothbrushes and other goodies, and gave dental screenings to all participants that had got permission from their parents.

### Adult Programs

- Adult Hip-Hop Cardio (session 2), led by former Radio Disney dancer Stacie Ford. Stacie offers a 45-minute cardio focused dance session with a mix of classic and hip-hop music. 3 participants.
- Adult Volleyball completed its Winter season and will return in early March for the Spring season. 4 teams.
- Adult Pickleball completed its season. Due to popular demand, the program will return in early March and will run until the end of May for the Spring season. 7 participants.

### Senior Programs

## Bingo

- Bingo averaged about 24 participants.

## Harvesttime

- Harvesttime averaged 23 participants.
- Participants enjoyed a celebration in honor of Harvesttime's 48<sup>th</sup> anniversary which included cake, decorations, and old photos and newspaper articles documenting the program over the years.
- Recreation Coordinator, Chris put on a CPR demonstration and Q&A for participants. Following, everyone had the chance to practice CPR and AED techniques.

## Senior Movies

- The February movie was Wonka.
- Senior movie had 6 participants.

## Rentals

- Capehart Gym: 12 (8 NR, 4 R)
- Community Center: 2 (0 NR, 2 R)
- Freedom Park: *not in season*
- Recreation Center: 0 (0 NR, 0 R)
- Ridgepoint Gym: 4 (4 NR, 0 R)
- Birthday Parties: 1 (1 NR, 0 R)

## Special Events

### Cupid's Crew Valentine Dance

- Families enjoyed a night of dancing with a live DJ, a photo booth, dinner, ice cream bar, crafts, games, prizes, and glow stick party.
- Thank you to Raising Cane's who provided the food for the event including chicken strips, fries, Texas toast, coleslaw, lemonade and iced tea!
- Thank you, Pat Williams, for donating 12 tickets to the event.
- 73 participants (13 more participants than previous year!).

## Scholarships

- 2 scholarships awarded for the month of February.
- \$4,255.00 was allocated for FY 2023-24.
  - \$4,065.00 remains in the account.
- Staff continues to market the opportunity through the Recreation Guide, the sign board, social media, on the gym bulletin board, website, and at resource fairs.

## Marketing

- The monthly February newsletter went out on 2/1.
  - 18 new subscribers
  - 44,990 site views – ALL TIME HIGH VIEWS!
- The Spring season of programs and events went live on February 1.
  - Postcards were mailed to every constituent's home in our district.
  - Recreation Guides are printed and available at the front office and will be distributed at events.
  - Bulletin boards at Capehart and District office have been updated with flyers.

## Community Resources

- Sacramento County held a Vaccine Clinic on 2/20 in the Kay F. Dahill Community Center.
- Supervisor Frost held a roundtable meeting with local community leaders and business owners 2/26 in the Recreation Center.
  - Staff members Scott, Rachel and Kayla attended the meeting.
- CPAC held their board meeting 2/27 in the Recreation Center.

### Sponsorship

NHRPD received our fourth and fifth sponsorship for 2023-2024 from Anthem Blue Cross and Alignment Health. Anthem Blue Cross and Alignment Health is a gold sponsor (\$1,000 monetary donation) which includes being listed as a sponsor at all major events, featured on our District website, presented a plaque from the Board of Directors, free vendor space at major events and a banner displayed at our facility.

Thank you, Anthem Blue Cross!

Thank you, Alignment Health!

### Miscellaneous Updates

- Staff attended TRUSD Black History Month at Grant High School on February 3<sup>rd</sup>.
- Kayla and Chris attended California Parks Recreation Society (CPRS) conference in Palm Springs, February 27 to March 1.
- Recreation Superintendent Rachel helped form a Superintended/Manager meeting with some of the local Special Districts. First meeting was held at Mission Oaks on February 9. Meetings will be held quarterly and will vary locations at different community centers.
- Recreation Superintendent Rachel met with the Recreation Supervisor for Rio Linda Elverta Recreation & Park District for future collaboration on February 6.
- Staff are working with Wide Open Walls for a mural project at Karl Rosario Park prior to the end of this fiscal year. Staff hope to continue the partnership with Wide Open Walls for future murals at various park locations including Sierra Creek Park.



Dragon's Den



Youth Cooking



Youth Basketball League



Cupid's Crew Valentine Dance





Pickleball



Anthem Blue Cross




Alignment Health







## MEMO

DATE: March 7, 2024  
TO: Affected Agencies  
FROM: José C. Henríquez, Executive Officer   
Sacramento Local Agency Formation Commission  
RE: Proposed Budget for Fiscal Year 2024-25

The Sacramento Local Agency Formation Commission is required to adopt a Proposed Budget by May 1 and a Final Budget by June 15 of each year. Pursuant to statute, LAFCo's net cost is funded by cities, the County of Sacramento, and the independent special districts. Affected agencies are billed after July of each year.

The enclosed Proposed Budget for FY 2024-25 was presented to and approved by the Commission on March 6, 2024. It is forwarded to you for notification, and to provide information to assist in your agency budgeting.

LAFCo will conduct a public hearing on the Final Budget on April 3, 2024 at 5:30 P.M. This meeting will be held at the Board of Supervisors Chambers at 700 H Street, Sacramento. The meeting will also be broadcast via SacMetro 14. The Agenda should be posted during the week of March 25. Please check our website ([www.saclafco.org](http://www.saclafco.org)). You are welcome to attend this hearing to address your concerns or send any written comments you may have at 1112 I Street, Suite 100, Sacramento, California, 95814 or via email at [henriquezj@saclafco.org](mailto:henriquezj@saclafco.org). Please send your comments prior to April 3, 2024.

The attached Proposed Budget explains the proposed changes for FY 2024-25 in detail. In summary, the Proposed FY 2024-25 Budget has a 5% increase in agency contributions, for a total amount of \$808,140.

---

### Commissioners

*Sue Frost, Rich Desmond, County Members* ■ *Patrick Hume, Alternate*  
*Iva Walton, Lisa Kaplan, City Members* ■ *Jay Vandenburg, Katie Valenzuela, Alternates*  
*Chris Little, Public Member* ■ *Timothy Murphy, Alternate*  
*Lindsey Carter, Gay Jones, Special District Members* ■ *Charlea Moore, Alternate*

### Staff

*José C. Henríquez, Executive Officer* ■ *Desirae Fox, Kristi Grabow, Policy Analysts*  
*Nancy Miller, DeeAnne Gillick, Commission Counsel*

| Category                          | Fund     | 2023-24          | 2024-25          |
|-----------------------------------|----------|------------------|------------------|
| Regular employee                  | 10111000 | 628,300          | 635,882          |
| Committee member                  | 10112400 | 8,000            | 8,000            |
| OASDHI                            | 10122000 | 1,000            | 1,000            |
| <b>10 - Salaries and employee</b> |          | <b>637,300</b>   | <b>644,882</b>   |
| Advertising                       | 20200500 | 1,000            | 2,600            |
| Books/Subscriptions               | 20202200 | 1,000            | 500              |
| Bus/Conferences                   | 20202900 | 11,000           | 10,000           |
| Education/Training                | 20203500 | -                |                  |
| Employee transportation           | 20203900 | 440              | 440              |
| Insurance Premium                 | 20205200 | 9,000            | 9,000            |
| Membership dues                   | 20206100 | 25,000           | 25,000           |
| Office supplies                   | 20207600 | 8,000            | 8,000            |
| Postal services                   | 20208100 | -                | 600              |
| Cellphone/Pager                   | 20222700 | 900              | 900              |
| Rent/Lease equipment              | 20227500 | 10,000           | 9,000            |
| Accounting services               | 20250500 | -                |                  |
| Legal services                    | 20253100 | 112,000          | 108,000          |
| Other professional services       | 20259100 | 119,700          | 161,174          |
| Dtech labor                       | 20271100 | 18,000           | 18,000           |
| WAN charges                       | 20271600 | 6,000            | 7,000            |
| CW IT services                    | 20281000 | 1,500            | 1,500            |
| DTECH Fee                         | 20281100 | 800              | 800              |
| Printing services                 | 20292100 | 500              | 500              |
| Messenger svcs                    | 20292300 | 5,456            | 5,456            |
| GS Store chgs                     | 20292600 | -                |                  |
| GS equipment rental               | 20292800 | -                |                  |
| Public works svcs                 | 20293400 | -                |                  |
| Lease prop - ACP                  | 20294300 | 65,000           | 66,000           |
| GS Parking Charges                | 20296200 |                  | 158              |
| Telecom - ACP                     | 20298700 | -                |                  |
| Tele svc cell                     | 20298701 | -                | 355              |
| Circuit charges                   | 20298702 | 400              | 400              |
| Land line charges                 | 20298703 | 3,000            | 2,500            |
| GS other department svcs          | 20299000 | -                | 152              |
| Transportation funds              | 20299500 | -                |                  |
| <b>20 - Services and supplies</b> |          | <b>398,696</b>   | <b>438,035</b>   |
| Contingency                       | 79790100 | 39,870           | 43,803           |
| <b>79 - Appropriation for con</b> |          | <b>39,870</b>    | <b>43,803</b>    |
| <b>Expenditure accounts</b>       |          | <b>1,075,866</b> | <b>1,126,720</b> |

| <b>Category</b>                   | <b>Fund</b> | <b>2023-24</b>   | <b>2024-25</b>     |
|-----------------------------------|-------------|------------------|--------------------|
| Interest income                   | 94941000    | (5,000)          | (5,000)            |
| Contributions                     | 94941100    | (769,657)        | (808,140)          |
| <b>94 - Revenue from use of m</b> |             | <b>(774,657)</b> | <b>(813,140)</b>   |
| SVC fees other                    | 96969900    |                  |                    |
| <b>96 - Charges for services</b>  |             |                  |                    |
| Misc other                        | 97979000    | (195,000)        | (195,000)          |
| Settlement agreement              | 97979032    |                  |                    |
| <b>97 - misc revenue</b>          |             | <b>(195,000)</b> | <b>(195,000)</b>   |
| <b>revenue accounts</b>           |             | <b>(969,657)</b> | <b>(1,008,140)</b> |
| <b>Total</b>                      |             | <b>106,209</b>   | <b>118,580</b>     |



# NORTH HIGHLANDS RECREATION AND PARK DISTRICT

## BOARD MEETING MINUTES

### REGULAR MEETING OF THE BOARD OF DIRECTORS

Date: February 8, 2024

Time: 6:30 p.m. – Regular Meeting

Place: North Highlands District Offices (6040-Watt Avenue, North Highlands, CA)

Member Present: Crystal Harding, Beau Reynolds, Joanna McVay, Patrick Williams

Members Absent: Veya Cummings

Staff Present: Scott Graham, Administrator  
Rachel Robertson, Recreation Superintendent  
Kurtis Secor, Park Superintendent  
Terri Smith, Administrative Service Manager  
Evonne Luu, Recreation Specialist

Guests Present: John Berchielli

#### **CALL MEETING TO ORDER:**

Chairperson Harding called the meeting to order at 6:30 p.m.

Chairperson Harding stated that she wanted to congratulate our new Park Superintendent Kurtis Secor.

Chairperson Harding wanted to share that there are new mandates and recommendation regarding public comments:

- Public attendance and comments to the board must be feasible through call-in options, internet-based services, and in-person attendance.
- In case of disruptions to the online link, hindering the broadcast or public comment options, the legislative body is precluded from further action on agenda items until the link is restored.
- The public cannot be required to submit comments in advance of the meeting

#### **COMMENTS AND REPORTS FROM STANDING CITIZENS AND ORGANIZATIONS**

Chairperson Harding read a statement from a citizen Sarah Reed regarding the North Highlands Recreation and Park District scholarship fund and the boundaries of the District.

#### **ADMINISTRATOR'S REPORT:**

##### Oral Report by Administrator Scott Graham with questions and comments from the Board:

- Scott followed up regarding the new mandates regarding Special District's board meetings and public comments specifically, AB 2449 which amends the Brown Act.
- Scott went over the District Scholarship Policy Revision report with a very lengthy discussion:
  - Eligibility and Require
  - Scholarship Requirements
  - Age eligibility
  - Residency

- Proof of Financial Hardship
- Scholarship Funding
- Application Submittal
- Ineligibility
- Program Funding Balance
- Approximately three thousand residents of North Highlands that live outside the District boundaries cannot be considered for a scholarship.
- Currently the scholarship fund has a balance of \$12,641,91.
- The district has awarded \$150 in scholarships for this fiscal year.

Board Members agreed to have this item go to the Personnel and Policy committees and to bring it back to the Board in March.

- Scott went over Sierra Creek Progress Summary report from O'Dell's Engineering with questions and comments from the Board.
  - Scott stated that we have positive news, Sacramento County agreed to task with Acom for further studies:
    - Location of the Bridge
    - Impact on the Flood Plane
    - Native Plants
    - Native Species Plants

Oral Report by Park Superintendent Kurtis Secor with questions and comments from the Board:

- Kurtis wanted to highlight that four-maintenance staff attended a CPRS District 2 Parks Forum.
- Kurtis enrolled three team members in Hazmat First Responder training.
- Kurtis stated that he completed registration for a CPSI course in April.
- Kurtis stated that the drinking fountain has been installed at Brock Park.

Oral Report by Recreation Superintendent Rachel Robertson with question and comments from the Board:

- Rachel stated that she wanted to recognize California Mentor who is our new Gold Sponsor, their banner will be hung up at the Capehart facility.

**CORRESPONDENCE:**

None

**REPORTS FROM STANDING COMMITTEES:**

None

**CONSENT CALENDAR**

2/1/24

Motion by Board Member McVay, seconded by Board Member Reynolds, to approve the Minutes of the Regular Meeting of January 11, 2024, with the correction share by Board Member Reynolds, and payment of the bills for the General Fund and CFD for the month of January 2024 with comments and questions from the Board.

AYES: Harding, Reynolds, McVay, Williams  
 NOES: -0-  
 ABSTAIN: -0-  
 ABSENT: Cummings

**UNFINISHED BUSINESS**

None

**NEW BUSINESS**

A. Calendar Year 2024 Investment Policy for the Pooled Investment Fund

2/2/24

Motion by Board Member McVay seconded by Board Member Williams that the Board of Directors approves to receive and file 2024 Investment Policy for the Pooled Investment

AYES: Harding, Reynolds, McVay, Williams  
NOES: -0-  
ABSTAIN: -0-  
ABSENT: Cummings

B. ARPA Funding

Administrator Graham went over his ARPA funding report regarding background and timelines for the projects.

2/3/24

Motion by Board Member Reynolds seconded by Board Member McVay that the Board of Directors approves the acceptance of ARPA funding and directs staff to proceed with the project timeline as discussed.

AYES: Harding, Reynolds, McVay, Williams  
NOES: -0-  
ABSTAIN: -0-  
ABSENT: Cummings

C. Proposal for Cell Tower Installation at Sierra Creek

Administrator Graham went over his proposal for cell tower installation at Sierra Creek Park with questions and comments from the Board.

- Includes a 75' tower and 12x20 CMU Equipment shelter to enclose ground equipment
- Lease Agreement terms would be for 25 years, with payments of \$21,600 per year with a 2% annual increase each year of the agreement.
- Scott stated that the Board has three proposals to consider:
  - Option #1 - Approve proposal as submitted and direct staff to proceed with the other parties on preliminary site work and next steps.
  - Option #2 - Reject the proposal
  - Option #3 - Direct staff to reach out to Epic Wireless to gather additional information to assist the Board in making an informed decision on this matter and to invite Epic Wireless staff to a future Board meeting to present their request and answer any questions the Board may have.

2/3/24

Motion by Board Member McVay seconded by Board Member Reynolds that the Board of Directors approves Option #3.

AYES: Harding, Reynolds, McVay,  
NOES: Williams  
ABSTAIN: -0-  
ABSENT: Cummings



**CHAIRPERSON’S REPORT:**

Chairperson Harding stated that she would like to extend appreciation to all the participants and comments and feedback both in person and online.

Chairperson Harding highlighted that the District will be planting trees at Karl Rosario Park on March 16<sup>th</sup>, register on-line to help plant trees.

**COMMENTS FROM BOARD MEMBERS:**

Board Member Reynolds stated that it is Black History Month, he hopes you take time to learn something new, do something new.

Board Member Reynolds wanted to reach out to anyone who can help neighbors who had problems with the storms that passed through.

Board Member Reynolds stated that spring is coming, and there is a lot of exciting events are coming up and hope to see people coming out.

**ADJOURNMENT**

Chairperson Harding adjourned the Regular Board Meeting at 8:43 p.m.

**DATE, TIME, AND PLACE OF MEETING**

The next regular meeting of the Board of Directors will be on March 14, 2024, at 6:30 p.m. in the North Highlands Recreation Center, 6040-Watt Avenue, North Highlands, CA.

\_\_\_\_\_  
Signature

\_\_\_\_\_  
Signature

**NORTH HIGHLANDS RECREATION & PARK DISTRICT**  
**BILLING REPORT MARCH 2024**  
**(Bills paid in February 2024)**

| <u>CODE</u> | <u>CLASSIF.</u>        | <u>VENDOR</u>     | <u>EXPLANATION</u> | <u>AMOUNT</u>    |
|-------------|------------------------|-------------------|--------------------|------------------|
|             | <b><u>BENEFITS</u></b> |                   |                    |                  |
| 1210        | Retirement             | Voya              | Feb-24             | \$ 5,380.72      |
| 1210        | " " "                  | Voya              | Mar-24             | \$ 5,380.72      |
| 1230        | Insurance              | California Choice | Mar-24             | \$ 11,181.02     |
| 1230        | " " "                  | CoPower           | Feb-24             | \$ 1,026.00      |
| 1240        | Workers' Comp          | CAPRI             | 3rd Quarter        | \$ -             |
|             | <b>Total</b>           |                   |                    | <b>22,968.46</b> |

**SERVICES & SUPPLIES**

|      |                      |                   |   |             |
|------|----------------------|-------------------|---|-------------|
| 2029 | Bus/Conf Exp         | USBank            | CPRS,Boost (CPRSConf.,Flights, Playground Safety) | \$ 6,392.76 |
| 2035 | Educ & Trng          | USBank            | CPRS,SafetyUnlimited (Education/Conf.)            | \$ 1,431.49 |
| 2039 | Empl Trans           | Kersevan, C.      | January 2024 Mileage                              | \$ 29.61    |
| 2039 | " " "                | Luu, E            | January 2024 Mileage                              | \$ 14.20    |
| 2039 | " " "                | Robertson, R.     | January 2024 Mileage                              | \$ -        |
| 2039 | " " "                | Thayer, K.        | January 2024 Mileage                              | \$ 62.36    |
| 2076 | Office Sup           | Walkers           | Supplies  | \$ 169.16   |
| 2076 | " " "                | Walkers           | Supplies  | \$ 32.66    |
| 2076 | " " "                | Walkers           | Supplies  | \$ 387.28   |
| 2076 | " " "                | Caltronics        | copies  | \$ 191.88   |
| 2076 | " " "                | Walkers           | Supplies  | \$ 389.60   |
| 2076 | " " "                | USBank            | Amazon,Walmart (RecSup.,Card,Water,)              | \$ 197.77   |
| 2076 | " " "                | Walkers           | Supplies  | \$ 133.69   |
| 2081 | Postage              | Rocket Design     | Postcards   | \$ 5,618.48 |
| 2081 | " " "                | USBank            | USPostal Services (Postage)                       | \$ 9.69     |
| 2085 | Printing             | USBank            | Dazzle (Brochure)                                 | \$ 606.75   |
| 2111 | Bldg Maint. Services | USBank            | J&J LockSmith (Keys)                              | \$ 43.64    |
| 2112 | Bldg Maint. Supplies | Home Depot        | Supplies  | \$ 47.39    |
| 2112 | " " "                | Home Depot        | Supplies  | \$ 7.52     |
| 2112 | " " "                | Home Depot        | Supplies  | \$ 41.99    |
| 2112 | " " "                | Pacific Neon      | Louver Covers                                     | \$ 111.98   |
| 2112 | " " "                | USBank            | BatteriesPlus,Amazon (Batteries,Vaccuum Belts)    | \$ 52.40    |
| 2112 | " " "                | Home Depot        | Supplies  | \$ 7.26     |
| 2112 | " " "                | Home Depot        | Supplies  | \$ 107.61   |
| 2112 | " " "                | Home Depot        | Supplies  | \$ 30.05    |
| 2112 | " " "                | Grainger          | Supplies  | \$ 65.01    |
| 2112 | " " "                | Grainger          | Supplies  | \$ 9.41     |
| 2112 | " " "                | Home Depot        | Supplies  | \$ 102.38   |
| 2112 | " " "                | Home Depot        | Supplies  | \$ 264.88   |
| 2112 | " " "                | Home Depot        | Supplies  | \$ 145.96   |
| 2122 | Chemical Sup         | Target Specialty  | Supplies  | \$ 791.64   |
| 2122 | " " "                | Target Specialty  | Supplies  | \$ 25.63    |
| 2122 | " " "                | Target Specialty  | Supplies  | \$ 32.80    |
| 2142 | Land Imp Sup         | Normac            | Supplies  | \$ 10.00    |
| 2142 | " " "                | Sprinkler Service | Supplies  | \$ 1,035.20 |
| 2142 | " " "                | Sprinkler Service | Supplies  | \$ 403.52   |
| 2162 | Paint Supplies       | Home Depot        | Supplies  | \$ 63.96    |

**NORTH HIGHLANDS RECREATION & PARK DISTRICT**  
**BILLING REPORT MARCH 2024**  
**(Bills paid in February 2024)**

| <b><u>CODE</u></b> | <b><u>CLASSIF.</u></b> | <b><u>VENDOR</u></b> | <b><u>EXPLANATION</u></b>   |    | <b><u>AMOUNT</u></b> |
|--------------------|------------------------|----------------------|---|----|----------------------|
| 2191               | Electric               | SMUD                 | 3548415 3244 Freedom Park   | \$ | 181.34               |
| 2191               | " " "                  | SMUD                 | 7000000346 District   | \$ | 3,107.85             |
| 2191               | " " "                  | SMUD                 | 2919472 Rec/Dudley BLDG 1472  | \$ | 84.31                |
| 2191               | " " "                  | SMUD                 | 2733018 Aztec   | \$ | 1,253.02             |
| 2192               | Nat'l Gas              | PG&E                 | 8802679102-5 3829 Stephen Drive   | \$ | 177.54               |
| 2192               | " " "                  | PG&E                 | 2198624112-9 7916 Aztec BLDG 518  | \$ | 786.74               |
| 2192               | " " "                  | PG&E                 | 0593497194-5 7916 Aztec BLDG 5360   | \$ | 8.88                 |
|                    |                        |                      | 3929 Karl, 7916 Aztec Way, 6040 Watt, 3829  |    |                      |
| 2193               | Refuse                 | Republic Service     | Stephen   | \$ | 634.44               |
| 2193               | " " "                  | Public Works         | Dump  | \$ | 843.90               |
| 2195               | Sewage                 | Sac Utilities        | 2802 Perrin   | \$ | -                    |
| 2195               | " " "                  | Sac Utilities        | 3843 Bainbridge   | \$ | 113.70               |
| 2195               | " " "                  | Sac Utilities        | 3911 Blackfield Dr.   | \$ | -                    |
| 2195               | Sewage                 | Sac Utilities        | 3929 Karl Dr.   | \$ | -                    |
| 2195               | " " "                  | Sac Utilities        | 6040 Watt   | \$ | 327.68               |
| 2195               | " " "                  | Sac Utilities        | 7916 Aztec  | \$ | 638.32               |
| 2197               | Tele & Teleg           | Comcast              | Service - Shop  | \$ | 96.68                |
| 2197               | " " "                  | Comcast              | Service - District  | \$ | 543.29               |
| 2197               | " " "                  | Telepacific          | Service   | \$ | 910.01               |
|                    |                        |                      | Memorial, Larchmont, Block #1, Block #2,<br>Navaho Bldg 518, Navaho bldg 539,<br>Navaho/chip,Karl Dr., Strizek, |    |                      |
| 2198               | Water                  | Sac Suburban         | Karl&Rosario,Planehaven,Wings Way, 6040   | \$ | 4,426.85             |
| 2198               | " " "                  | CA/American          | Chardonnay  | \$ | 325.48               |
| 2198               | " " "                  | CA/American          | Sierra  | \$ | 325.48               |
| 2205               | Auto Maint. Serv       | O'Reilly             | Supplies  | \$ | 100.11               |
| 2205               | " " "                  | O'Reilly             | Supplies  | \$ | 142.63               |
| 2205               | " " "                  | J&T Auto             | 2010 Ford F150  | \$ | 1,335.38             |
| 2205               | " " "                  | O'Reilly             | Supplies  | \$ | 137.72               |
| 2205               | " " "                  | USBank               | Tractor Supplies (Supplies)   | \$ | 118.48               |
| 2226               | Expend Tools           | Home Depot           | Tools   | \$ | 11.82                |
| 2226               | " " "                  | Home Depot           | Drain Cleanger  | \$ | 310.15               |
| 2226               | " " "                  | CH Mowers            | Muffler Cover   | \$ | 75.80                |
| 2261               | Office Equip Maint.    | NCS Computers        | Feb 2024 monthly service  | \$ | 242.00               |
| 2275               | Rents & Leases         | Sac Valley           | 7916 Aztec Quarterly Service  | \$ | 491.82               |
| 2275               | " " "                  | Cintas               | Services  | \$ | 72.31                |
| 2275               | " " "                  | DLL Financial        | Copier  | \$ | 203.95               |
| 2275               | " " "                  | Alhambra             | Water Services  | \$ | 186.87               |
| 2275               | " " "                  | CIT - Avaya          | Phone Equipments  | \$ | 418.26               |
| 2275               | " " "                  | Cintas               | Services  | \$ | 74.62                |
| 2314               | Clothing               | American Logowear    | Basketball Shirts   | \$ | 1,621.20             |
| 2314               | " " "                  | Blankenship, Steve   | Boots Reim  | \$ | 96.96                |
| 2314               | " " "                  | USBank               | Outdoor World (Work Boots Reim0   | \$ | 171.59               |
| 2322               | Custodial Sup          | A1 Janitorial        | Janitorial Supplies   | \$ | 215.41               |
| 2322               | " " "                  | A1 Janitorial        | Janitorial Supplies   | \$ | 374.81               |
| 2322               | " " "                  | A1 Janitorial        | Janitorial Supplies   | \$ | 86.13                |
| 2322               | " " "                  | USBank               | Amazon (Pulastic Cleaner)   | \$ | 128.22               |
| 2322               | " " "                  | A1 Janitorial        | Janitorial Supplies   | \$ | 181.40               |
| 2322               | " " "                  | A1 Janitorial        | Janitorial Supplies   | \$ | 198.09               |

**NORTH HIGHLANDS RECREATION & PARK DISTRICT**  
**BILLING REPORT MARCH 2024**  
**(Bills paid in February 2024)**

| <u>CODE</u>                | <u>CLASSIF.</u>      | <u>VENDOR</u>              | <u>EXPLANATION</u>   | <u>AMOUNT</u>       |
|----------------------------|----------------------|----------------------------|--|---------------------|
| 2332                       | Food                 | Walkers                    | Supplies   | \$ 128.20           |
| 2332                       | " " "                | Walkers                    | Supplies   | \$ 173.12           |
|                            |                      |                            | Brooksfields,AriaAsianRest.,Smart&Final,<br>Walmart,Foodmaxx,Dominoes,BelAir<br>(BoardLunchMtg.,HarvestimeTeenNerf,<br>Teen/YthCooking,Aircraft,CupidDance,<br>Dragon'sDen,Staff Training & Meeting) |                     |
| 2332                       | " " "                | USBank                     | Dragon'sDen,Staff Training & Meeting)  | \$ 852.61           |
| 2332                       | " " "                | Walkers                    | Coffee etc.  | \$ 32.66            |
| 2531                       | Legal                | Bart.,Kron.,Shan           | January 2024 Service   | \$ 165.00           |
| 2591                       | Other Prof Serv.     | Cintas                     | Services   | \$ 196.24           |
| 2591                       | " " "                | DOJ                        | Recreation fingerprints  | \$ 64.00            |
|                            |                      |                            | Adobe,GoldenHillsPest,BannersCheap,<br>Microsoft,WhenIWork,SacBee,Streamline, T-<br>Mobile (Programs,Services,Banners,<br>TruckAd,Schedulers,Website,CellPhone)                                      |                     |
| 2591                       | " " "                | USBank                     | TruckAd,Schedulers,Website,CellPhone)  | \$ 808.56           |
| 2591                       | " " "                | Carbon Health              | FT Preemployment physcal   | \$ 100.00           |
| 2591                       | " " "                | Firecode                   | 6040 Extinguisher Service  | \$ 754.35           |
| 2851                       | Recreation Service   | Ford, Stacie               | Contract Class Instructor Pay  | \$ 1,040.00         |
| 2851                       | " " "                | Uncle Jer's Traveling Bees | Dragon's Den   | \$ 363.75           |
|                            |                      |                            | PrimeMembership,Walmart,Enchanted<br>Parties,PlaytimePony,Meta (Refund,<br>ValentineDance,PrincessParty, SpringExtrav<br>Services)   |                     |
| 2851                       | " " "                | USBank                     | Services)  | \$ 267.95           |
| 2851                       | " " "                | Effie Yeaw Nature Center   | Spring Break Camp  | \$ 200.00           |
| 2852                       | Recreation Sup       | Home Depot                 | Capehart - Digital Wall Clock  | \$ 161.61           |
|                            |                      |                            | Smart&Final,Walmart,Amazon,Target (Ref.,<br>Harvestime,CookingClass,CupidDance,Sr<br>movies,DragonsDen,Supplies)   |                     |
| 2852                       | " " "                | USBank                     | (Bank Fees - Feb \$44.95/ Bank Analysis Fees   | \$ 782.40           |
| 2898                       | Other Oper Exp       | NHRPD - BANK FEES          | Jan \$145.55/Active Fee Feb \$262.35 )   | \$ 452.85           |
| 2898                       | " " "                | Refund Processing Fee      | Myrick, W. 8th-9th Bball cancellation  | \$ 4.96             |
| 2898                       | " " "                | Refund Processing Fee      | Maroof, M. 8th-9th Bball cancellation  | \$ 4.96             |
| 2898                       | " " "                | Refund Processing Fee      | Thomas, B. 8th-9th Bball cancellation  | \$ 4.96             |
| 2898                       | " " "                | Refund Processing Fee      | Taylor, C. 8th-9th Bball cancellation  | \$ 4.96             |
| 2898                       | " " "                | Refund Processing Fee      | Taylor, C. 8th-9th Bball cancellation  | \$ 4.96             |
| 2898                       | " " "                | Refund Processing Fee      | Knight, K. Parent and Tod Dance cancellation   | \$ 2.68             |
| 2898                       | " " "                | Refund Processing Fee      | White, M. Parent and Tod Dance cancellation  | \$ 2.68             |
| 2898                       | " " "                | USBank                     | Parking  | \$ 5.25             |
|                            | <b>TOTAL</b>         |                            |  | <b>\$ 47,427.56</b> |
| <b><u>FIXED ASSETS</u></b> |                      |                            |  |                     |
| 4201                       | Building Improvement |                            | Phase 5,8,9,10 &11 (Construction Doc.,<br>Optional Art, Reim., Creak Easement, Creek<br>Hydrology Analysis)  | \$ -                |
| 4202                       | Structures           | O'Dell Engineering         |  | \$ 22,488.88        |
|                            | <b>TOTAL</b>         |                            |  | <b>\$ 22,488.88</b> |



**NORTH HIGHLANDS RECREATION & PARK DISTRICT**  
**BILLING REPORT MARCH 2024**  
**(Bills paid in February 2024)**

| <u>CODE</u>             | <u>CLASSIF.</u> | <u>VENDOR</u>        | <u>EXPLANATION</u> | <u>AMOUNT</u>       |
|-------------------------|-----------------|----------------------|--------------------|---------------------|
| Total District Salaries |                 | (FEBRUARY 2 PAY DAY) |                    | \$ 87,905.70        |
| Total District EDD      |                 | (FEBRUARY 2 PAY DAY) |                    | \$ 700.66           |
| Total District OASDI    |                 | (FEBRUARY 2 PAY DAY) |                    | \$ 6,579.34         |
|                         |                 |                      |                    | <b>\$ 95,185.70</b> |

**DISTRICT TOTALS**

**\$188,070.60**

|      |                           |            |                                   |          |
|------|---------------------------|------------|-----------------------------------|----------|
| 9429 |                           |            |                                   |          |
| 9646 | Recreation Fees & Charges | Myrick, W. | Cancellation 8th-9th Bball        | \$ 74.00 |
| 9646 | " " "                     | Maroof, M  | Cancellation 8th-9th Bball        | \$ 74.00 |
| 9646 | " " "                     | Thomas, B. | Cancellation 8th-9th Bball        | \$ 74.00 |
| 9646 | " " "                     | Taylor, C. | Cancellation 8th-9th Bball        | \$ 74.00 |
| 9646 | " " "                     | Taylor, C. | Cancellation 8th-9th Bball        | \$ 74.00 |
| 9646 | " " "                     | Knight, K. | Cancellation Parent and Tot Dance | \$ 40.00 |
| 9646 | " " "                     | White, M.  | Cancellation Parent and Tot Dance | \$ 40.00 |

---

BOARD MEMBER

---

BOARD MEMBER

---

BOARD MEMBER

|    | A                       | B   | C                   | D                | E               | F                   | G                 | H              |  |
|----|-------------------------|---|---------------------|------------------|-----------------|---------------------|-------------------|----------------|--|
| 1  |                         | <b>NORTH HIGHLANDS RECREATION &amp; PARK DISTRICT</b> |                     |                  |                 |                     |                   |                |  |
| 2  |                         | <b>REVENUE REPORT - FEBRUARY 2024</b>                 |                     |                  |                 |                     |                   |                |  |
| 3  |                         |   |                     |                  |                 |                     |                   |                |  |
| 4  | <b>CODE</b>             | <b>CLASSIFICATION</b>                                 | <b>BUDGET</b>       | <b>MONTH'S</b>   | <b>REF/REIM</b> | <b>TO DATE</b>      | <b>UNREALIZED</b> | <b>PERCENT</b> |  |
| 5  | <b>FACILITY RENTALS</b> |   |                     |                  |                 |                     |                   |                |  |
| 6  | 9429                    | Community Center                                      | \$55,000.00         | 2,023.00         | 327.70          | 21,174.65           | 33,825.35         |                |  |
| 7  | 9429                    | Recreation Center                                     | \$5,000.00          | 526.00           | 0.00            | 6,553.00            | -1,553.00         |                |  |
| 8  | 9429                    | <b>TOTAL</b>  | <b>\$60,000.00</b>  | <b>2,549.00</b>  | <b>327.70</b>   | <b>27,727.65</b>    | <b>32,272.35</b>  | <b>46%</b>     |  |
| 9  |                         |   |                     |                  |                 |                     |                   |                |  |
| 10 | <b>LEASED PROPERTY</b>  |   |                     |                  |                 |                     |                   |                |  |
| 11 | 9690                    | Strizek Lease   | \$0.00              | 2,208.46         | 0.00            | 17,667.68           | -17,667.68        |                |  |
| 12 | 9690                    | Capehart Lease - Day Care                             | \$0.00              | 3,193.00         | 0.00            | 24,220.00           | -24,220.00        |                |  |
| 13 | 9690                    | Freedom Park Lease - Softball                         | \$0.00              | 5,500.00         | 0.00            | 39,900.00           | -39,900.00        |                |  |
| 14 | 9690                    | Sierra Creek  | \$0.00              | 0.00             | 0.00            | 5,250.00            | -5,250.00         |                |  |
| 15 | 9690                    | <b>TOTAL</b>  | <b>\$132,130.00</b> | <b>10,901.46</b> | <b>0.00</b>     | <b>87,037.68</b>    | <b>45,092.32</b>  | <b>66%</b>     |  |
| 16 |                         |   |                     |                  |                 |                     |                   |                |  |
| 17 | <b>REVENUE, OTHER</b>   |   |                     |                  |                 |                     |                   |                |  |
| 18 | 9790                    | CAPRI Reim  | \$0.00              | 0.00             | 0.00            | 0.00                | 0.00              |                |  |
| 19 | 9790                    | CPRS Reim   | \$0.00              | 0.00             | 0.00            | 0.00                | 0.00              |                |  |
| 20 | 9790                    | Dragon's Den Supply Reim                              | \$0.00              | 0.00             | 0.00            | 0.00                | 0.00              |                |  |
| 21 | 9790                    | Fulton El Camino Reim                                 | \$0.00              | 0.00             | 0.00            | 924.61              | 924.61            |                |  |
| 22 | 9790                    | NH Yth Soccoer Club Team Fees                         | \$0.00              | 0.00             | 0.00            | 755.00              | 755.00            |                |  |
| 23 | 9790                    | Prop 68 Reim  | \$0.00              | 0.00             | 0.00            | 210,286.00          | 210,286.00        |                |  |
| 24 | 9790                    | Per Capita Reim                                       | \$0.00              | 0.00             | 0.00            | 41,603.00           | 41,603.00         |                |  |
| 25 | 9790                    | Reim - Caltronics                                     | \$0.00              | 0.00             | 0.00            | 150.00              | -150.00           |                |  |
| 26 | 9790                    | TRUSD REIM -Transportation                            | \$0.00              | 0.00             | 0.00            | 1,008.50            | -1,008.50         |                |  |
| 27 | 9790                    | USBank Incentive                                      | \$0.00              | 342.77           | 0.00            | 828.25              | -828.25           |                |  |
| 28 | 9790                    | Xtreme MuscleTowing sold F150                         | \$0.00              | 0.00             | 0.00            | 0.00                | 0.00              |                |  |
| 29 |                         | <b>TOTAL</b>  | <b>\$275,745.00</b> | <b>342.77</b>    | <b>0.00</b>     | <b>255,555.36</b>   | <b>20,189.64</b>  | <b>93%</b>     |  |
| 30 | <b>AQUATICS</b>         |   |                     |                  |                 |                     |                   |                |  |
| 31 | 9646                    | Swim Lesson   | \$8,640.00          | 0.00             | 0.00            | 0.00                | 8,640.00          |                |  |
| 32 | 9646                    | Swim Team   | \$0.00              | 0.00             | 0.00            | 0.00                | 0.00              |                |  |
| 33 |                         | <b>TOTAL</b>  | <b>\$8,640.00</b>   | <b>0.00</b>      | <b>0.00</b>     | <b>0.00</b>         | <b>0.00</b>       | <b>0%</b>      |  |
| 34 |                         |   |                     |                  |                 |                     |                   |                |  |
| 35 | <b>DAY CARE PROGRAM</b> |   |                     |                  |                 |                     |                   |                |  |
| 36 | 9646                    | Dragon's Den  | \$155,520.00        | 0.00             | 0.00            | 92,040.75           | 63,479.25         |                |  |
| 37 | 9646                    | Expanding Learning Camp                               | \$5,856.00          | 0.00             | 0.00            | 10,977.50           | -5,121.50         |                |  |
| 38 | 9646                    | Fall Break Camp                                       | \$3,600.00          | 0.00             | (150.00)        | 4,732.50            | -1,132.50         |                |  |
| 39 | 9646                    | Spring Camp (5 days)                                  | \$5,856.00          | 1,314.00         | 150.00          | 1,633.00            | 4,223.00          |                |  |
| 40 | 9646                    | Summer Camp (5 days)                                  | \$35,136.00         | 0.00             | 0.00            | 20,324.00           | 14,812.00         |                |  |
| 41 | 9646                    | Summer Camp (3 days)                                  | \$3,600.00          | 0.00             | 0.00            | 8,367.00            | -4,767.00         |                |  |
| 42 | 9646                    | Winter Camp   | \$4,656.00          | 0.00             | 25.00           | 4,232.50            | 423.50            |                |  |
| 43 |                         | <b>TOTAL</b>  | <b>\$214,224.00</b> | <b>1,314.00</b>  | <b>25.00</b>    | <b>\$142,307.25</b> | <b>71,916.75</b>  | <b>66%</b>     |  |
| 44 |                         |   |                     |                  |                 |                     |                   |                |  |
| 45 | <b>TODDLER PROGRAMS</b> |   |                     |                  |                 |                     |                   |                |  |
| 46 | 9646                    | Books & Bakes for TOTS                                | \$220.00            | 0.00             | 0.00            | 240.00              | -20.00            |                |  |
| 47 | 9646                    | Princess & Pastries                                   | \$228.00            | 19.00            | 0.00            | 19.00               | 209.00            |                |  |
| 48 | 9646                    | Superheros & Snacks                                   | \$228.00            | 0.00             | 0.00            | 323.00              | -95.00            |                |  |
| 49 |                         | <b>TOTAL</b>  | <b>\$676.00</b>     | <b>\$19.00</b>   | <b>\$0.00</b>   | <b>\$582.00</b>     | <b>94.00</b>      | <b>86%</b>     |  |
| 50 | <b>SPECIAL EVENTS</b>   |   |                     |                  |                 |                     |                   |                |  |
| 51 | 9646                    | Arts and Air Crafts                                   | \$0.00              | 160.00           | 0.00            | 224.00              | -224.00           |                |  |
| 52 | 9646                    | Breakfast with Santa                                  | \$560.00            | 0.00             | 0.00            | 863.50              | -303.50           |                |  |
| 53 | 9646                    | Community Yard Sale                                   | \$450.00            | 0.00             | 0.00            | 0.00                | 450.00            |                |  |
| 54 | 9646                    | Cooking Class   | \$0.00              | 0.00             | 0.00            | 480.00              | -480.00           |                |  |
| 55 | 9646                    | Cupid Crew Dance                                      | \$440.00            | 48.00            | 0.00            | 448.00              | -8.00             |                |  |
| 56 | 9646                    | Fathers Day Nerf War Meal                             | \$60.00             | 0.00             | 0.00            | 0.00                | 60.00             |                |  |
| 57 | 9646                    | Fathers Day Nerf War                                  | \$160.00            | 0.00             | 0.00            | 0.00                | 160.00            |                |  |
| 58 | 9646                    | Flavors of Fall Carmel Apple                          | \$0.00              | 0.00             | 0.00            | 168.00              | -168.00           |                |  |
| 59 | 9646                    | Flavors of Fall Pumpkin                               | \$0.00              | 0.00             | 0.00            | 528.00              | -528.00           |                |  |
| 60 | 9646                    | Flavors of Fall Mash Potato Balls                     | \$0.00              | 240.00           | 0.00            | 336.00              | -336.00           |                |  |
| 61 | 9646                    | Forrest of Lights                                     | \$0.00              | 0.00             | 0.00            | 100.00              | -100.00           |                |  |
| 62 | 9646                    | Gingerbread House                                     | \$80.00             | 0.00             | 0.00            | 120.00              | -40.00            |                |  |
| 63 | 9646                    | Halloween Extrav. Vendors                             | \$180.00            | 0.00             | 0.00            | 450.00              | -270.00           |                |  |
| 64 | 9646                    | Holiday Party Vendor                                  | \$180.00            | 0.00             | 0.00            | 150.00              | 30.00             |                |  |
| 65 | 9646                    | Mothers Day KickBall Shirts                           | \$160.00            | 0.00             | 0.00            | 0.00                | 160.00            |                |  |
| 66 | 9646                    | Mothers Day KickBall                                  | \$160.00            | 24.00            | 0.00            | 24.00               | 136.00            |                |  |
| 67 | 9646                    | Paint in The Park                                     | \$0.00              | 0.00             | 0.00            | 25.00               | -25.00            |                |  |
| 68 | 9646                    | Spring Extra. Vendors                                 | \$180.00            | 30.00            | 0.00            | 30.00               | 150.00            |                |  |
| 69 | 9646                    | Sprouts Mini Strawberry                               | \$0.00              | 72.00            | 0.00            | 72.00               | -72.00            |                |  |
| 70 | 9646                    | Summer Extrav. Vendors                                | \$180.00            | 0.00             | 0.00            | 90.00               | 90.00             |                |  |
| 71 | 9646                    | Summer Sweets   | \$0.00              | 0.00             | 0.00            | 240.00              | -240.00           |                |  |
| 72 | 9646                    | TIK TOK Cooking                                       | \$0.00              | 0.00             | 0.00            | 144.00              | -144.00           |                |  |
| 73 | 9646                    | Turkey Flag Football                                  | \$532.00            | 0.00             | 0.00            | 0.00                | 532.00            |                |  |
| 74 | 9646                    | Whiskin Up Winter Cookie Décor                        | \$0.00              | 0.00             | 0.00            | 144.00              | -144.00           |                |  |
| 75 | 9646                    | Whiskin Up Winter Charature                           | \$0.00              | 0.00             | 0.00            | 72.00               | -72.00            |                |  |
| 76 | 9646                    | Whiskin Up Winter Mini Pies                           | \$0.00              | 240.00           | 24.00           | 576.00              | -576.00           |                |  |
| 77 |                         | <b>TOTAL</b>  | <b>\$3,322.00</b>   | <b>814.00</b>    | <b>24.00</b>    | <b>5,284.50</b>     | <b>-1,962.50</b>  | <b>159%</b>    |  |

|     | A                            | B                           | C                     | D               | E               | F                   | G                 | H           |
|-----|------------------------------|-----------------------------|-----------------------|-----------------|-----------------|---------------------|-------------------|-------------|
| 78  | CODE                         | CLASSIFICATION              | BUDGET                | MONTH'S         | REF/REIM        | TO DATE             | UNREALIZED        | PERCENT     |
| 79  | <b>CONTRACT CLASSES</b>      |                             |                       |                 |                 |                     |                   |             |
| 80  | 9646                         | Adult Hip Hop               | \$0.00                | 180.00          | 0.00            | 495.00              | -495.00           |             |
| 81  | 9646                         | Lego Workshop               | \$0.00                | 350.00          | 0.00            | 350.00              | -350.00           |             |
| 82  | 9646                         | Parent and TOT Dance        | \$0.00                | 40.00           | (80.00)         | 40.00               | -40.00            |             |
| 83  | 9646                         | Teen Jazz & Hip Hop         | \$0.00                | 480.00          | 0.00            | 720.00              | -720.00           |             |
| 84  | 9646                         | Teen Self Esteem            | \$0.00                | 0.00            | 0.00            | 160.00              | -160.00           |             |
| 85  | 9646                         | Yth Jazz & Hip Hop          | \$0.00                | 720.00          | 0.00            | 1,360.00            | -1,360.00         |             |
| 86  |                              | <b>TOTAL</b>                | <b>\$0.00</b>         | <b>1,770.00</b> | <b>(80.00)</b>  | <b>3,125.00</b>     | <b>-3,125.00</b>  | <b>0%</b>   |
| 87  |                              |                             |                       |                 |                 |                     |                   |             |
| 88  | <b>TEENS</b>                 |                             |                       |                 |                 |                     |                   |             |
| 89  | 9646                         | 7/8 Grade VolleyBall League | \$1,776.00            | 780.00          | 0.00            | 1,025.00            | 751.00            |             |
| 90  | 9646                         | 8th/9th Grade Winter Bball  | \$0.00                | 0.00            | (370.00)        | 74.00               | -74.00            |             |
| 91  | 9646                         | Jr. Recreation Leader       | \$440.00              | 0.00            | 0.00            | 0.00                | 440.00            |             |
| 92  | 9646                         | Smash Bros Tournament       | \$228.00              | 0.00            | 0.00            | 0.00                | 228.00            |             |
| 93  | 9646                         | TIC TOK Cooking Trends      | \$0.00                | 384.00          | (24.00)         | 1,044.00            | -1,044.00         |             |
| 94  | 9646                         | Teen Camp                   | \$6,336.00            | 0.00            | 0.00            | 8,380.00            | -2,044.00         |             |
| 95  | 9646                         | Teen Nerf Night             | \$0.00                | 0.00            | 0.00            | 114.00              | -114.00           |             |
| 96  |                              | <b>TOTAL</b>                | <b>\$8,780.00</b>     | <b>1,164.00</b> | <b>(394.00)</b> | <b>10,637.00</b>    | <b>-1,857.00</b>  | <b>121%</b> |
| 97  |                              |                             |                       |                 |                 |                     |                   |             |
| 98  | <b>GYM/PARK RENTALS</b>      |                             |                       |                 |                 |                     |                   |             |
| 99  | 9646                         | Birthday Parties            | \$2,250.00            | 285.00          | 0.00            | 885.00              | 1,365.00          |             |
| 100 | 9646                         | Gym Rental-Capehart/R.P.    | \$20,625.00           | 2,366.25        | 0.00            | 19,225.00           | 1,400.00          |             |
| 101 | 9646                         | Park Rentals                | \$10,000.00           | 450.00          | 0.00            | 6,830.00            | 3,170.00          |             |
| 102 |                              | <b>TOTAL</b>                | <b>\$32,875.00</b>    | <b>3,101.25</b> | <b>0.00</b>     | <b>26,940.00</b>    | <b>5,935.00</b>   | <b>82%</b>  |
| 103 |                              |                             |                       |                 |                 |                     |                   |             |
| 104 | <b>YOUTH SPORTS</b>          |                             |                       |                 |                 |                     |                   |             |
| 105 | 9646                         | 2nd-3rd Bball -Winter       | \$2,960.00            | 222.00          | 0.00            | 2,960.00            | 0.00              |             |
| 106 | 9646                         | 4th-5th Bball -Winter       | \$2,960.00            | 222.00          | 0.00            | 3,034.00            | -74.00            |             |
| 107 | 9646                         | 6th-7th Bball -Winter       | \$2,960.00            | 419.00          | 0.00            | 3,009.00            | -49.00            |             |
| 108 | 9646                         | Cheer                       | \$624.00              | 141.00          | 15.00           | 676.00              | -52.00            |             |
| 109 | 9646                         | DodgeBall                   | \$1,100.00            | 110.00          | 0.00            | 110.00              | 990.00            |             |
| 110 | 9646                         | Kickball                    | \$1,100.00            | 0.00            | 0.00            | 0.00                | 1,100.00          |             |
| 111 | 9646                         | PW Basketball               | \$1,040.00            | 0.00            | 0.00            | 572.00              | 468.00            |             |
| 112 | 9646                         | PW Sports                   | \$1,728.00            | 144.00          | 0.00            | 794.00              | 934.00            |             |
| 113 | 9646                         | Play-Well TEK LEGOR         | \$1,120.00            | 0.00            | 0.00            | 0.00                | 1,120.00          |             |
| 114 | 9646                         | Skills & Drills             | \$1,728.00            | 0.00            | 0.00            | 36.00               | 1,692.00          |             |
| 115 | 9646                         | Sports Camp                 | \$1,184.00            | 0.00            | 0.00            | 0.00                | 1,184.00          |             |
| 116 | 9646                         | Workshop (Misc.)            | \$2,880.00            | 0.00            | 0.00            | 0.00                | 2,880.00          |             |
| 117 |                              | <b>TOTAL</b>                | <b>\$21,384.00</b>    | <b>1,258.00</b> | <b>15.00</b>    | <b>11,191.00</b>    | <b>10,193.00</b>  | <b>52%</b>  |
| 118 |                              |                             |                       |                 |                 |                     |                   |             |
| 119 | <b>ADULT SPORTS</b>          |                             |                       |                 |                 |                     |                   |             |
| 120 | 9646                         | Art Class                   | \$400.00              | 0.00            | 0.00            | 0.00                | 400.00            |             |
| 121 | 9646                         | Coed Kickball               | \$760.00              | 0.00            | 0.00            | 0.00                | 760.00            |             |
| 122 | 9646                         | Coed VolleyBall             | \$3,040.00            | 950.00          | 0.00            | 2,470.00            | 570.00            |             |
| 123 | 9646                         | Cornhole                    | \$100.00              | 0.00            | 0.00            | 20.00               | 80.00             |             |
| 124 | 9646                         | Pickle Ball                 | \$0.00                | 80.00           | 0.00            | 159.00              | -159.00           |             |
| 125 |                              | <b>TOTAL</b>                | <b>\$4,300.00</b>     | <b>1,030.00</b> | <b>0.00</b>     | <b>2,649.00</b>     | <b>1,651.00</b>   | <b>62%</b>  |
| 126 |                              |                             |                       |                 |                 |                     |                   |             |
| 127 | <b>SENIORS</b>               |                             |                       |                 |                 |                     |                   |             |
| 128 | 9646                         | Field Trips                 | \$630.00              | 0.00            | 0.00            | 210.00              | 420.00            |             |
| 129 | 9646                         | Paint Class                 | \$600.00              | 0.00            | 0.00            | 0.00                | 600.00            |             |
| 130 |                              | <b>TOTAL</b>                | <b>\$1,230.00</b>     | <b>\$0.00</b>   | <b>\$0.00</b>   | <b>\$210.00</b>     | <b>1,020.00</b>   | <b>17%</b>  |
| 131 |                              |                             |                       |                 |                 |                     |                   |             |
| 132 | <b>TAXES</b>                 |                             |                       |                 |                 |                     |                   |             |
| 133 | 9101                         | Prop Tax - Secured          | \$1,700,000.00        | 0.00            | 0.00            | 959,993.24          | 740,006.76        |             |
| 134 | 9102                         | Prop Tax - Unsec            | \$57,000.00           | 0.00            | 0.00            | 62,807.92           | -5,807.92         |             |
| 135 | 9103                         | Supp Prop Tax               | \$55,000.00           | 0.00            | 0.00            | 15,338.21           | 39,661.79         |             |
| 136 | 9104                         | Prop Tax Sec Delinquent     | \$10,000.00           | 0.00            | 0.00            | 13,864.44           | -3,864.44         |             |
| 137 | 9105                         | Prop Tax Supp Delinquent    | \$3,700.00            | 0.00            | 0.00            | 4,604.25            | -904.25           |             |
| 138 | 9106                         | Prop tax Unitary            | \$11,400.00           | 0.00            | 0.00            | 6,807.28            | 4,592.72          |             |
| 139 | 9120                         | Prop Tax Secured Redemp     | \$0.00                | 0.00            | 0.00            | 0.00                | 0.00              |             |
| 140 | 9130                         | Prop Tax - Prior Unsec      | \$800.00              | 0.00            | 0.00            | 398.96              | 401.04            |             |
| 141 | 9140                         | Prop Tax - Pently           | \$700.00              | 0.00            | 0.00            | 151.80              | 548.20            |             |
| 142 | 9196                         | RDA Residual                | \$7,100.00            | 0.00            | 0.00            | 259.17              | 6,840.83          |             |
| 143 | 9199                         | Taxes Other                 | \$0.00                | 0.00            | 0.00            | 0.00                | 0.00              |             |
| 144 |                              | <b>TOTAL</b>                | <b>\$1,845,700.00</b> | <b>0.00</b>     | <b>0.00</b>     | <b>1,064,225.27</b> | <b>781,474.73</b> | <b>58%</b>  |
| 145 |                              |                             |                       |                 |                 |                     |                   |             |
| 146 | <b>INTEREST INCOME</b>       |                             |                       |                 |                 |                     |                   |             |
| 147 | 9410                         | Interest Income             | \$18,100.00           | 0.00            | 0.00            | 14,950.00           | 3,150.00          |             |
| 148 |                              | <b>TOTAL</b>                | <b>\$18,100.00</b>    | <b>0.00</b>     | <b>0.00</b>     | <b>14,950.00</b>    | <b>3,150.00</b>   | <b>83%</b>  |
| 149 |                              |                             |                       |                 |                 |                     |                   |             |
| 150 | <b>USE OF MONEY/PROPERTY</b> |                             |                       |                 |                 |                     |                   |             |
| 151 | 9522                         | Homeowner Prop Tax          | \$13,000.00           | 0.00            | 0.00            | 6,356.69            | 6,643.31          |             |
| 152 |                              | <b>TOTAL</b>                | <b>\$13,000.00</b>    | <b>0.00</b>     | <b>0.00</b>     | <b>6,356.69</b>     | <b>6,643.31</b>   | <b>49%</b>  |
| 153 |                              |                             |                       |                 |                 |                     |                   |             |
| 154 |                              |                             |                       |                 |                 |                     |                   |             |

|     | A                                  | B                                  | C            | D         | E        | F            | G             | H       |
|-----|------------------------------------|------------------------------------|--------------|-----------|----------|--------------|---------------|---------|
| 155 | CODE                               | CLASSIFICATION                     | BUDGET       | MONTH'S   | REF/REIM | TO DATE      | UNREALIZED    | PERCENT |
| 156 | IN LIEU TAX                        |                                    |              |           |          |              |               |         |
| 157 | 9529                               | In Lieu Tax                        | \$0.00       | 0.00      | 0.00     | 0.00         | 0.00          |         |
| 158 |                                    | TOTAL                              | \$0.00       | 0.00      | 0.00     | 0.00         | 0.00          | 0%      |
| 159 |                                    |                                    |              |           |          |              |               |         |
| 160 | MISC. Revenue                      |                                    |              |           |          |              |               |         |
| 161 | 9530                               | Misc. Revenue                      | \$0.00       | 0.00      | 0.00     | 0.00         | 0.00          |         |
| 162 |                                    | TOTAL                              | \$0.00       | 0.00      | 0.00     | 0.00         | 0.00          | 0%      |
| 163 |                                    |                                    |              |           |          |              |               |         |
| 164 | AID TO LOCAL GOVERNMENT            |                                    |              |           |          |              |               |         |
| 165 | 9531                               | Aid to Local Government            | \$0.00       | 0.00      | 0.00     | 0.00         | 0.00          |         |
| 166 |                                    | TOTAL                              | \$0.00       | 0.00      | 0.00     | 0.00         | 0.00          | 0%      |
| 167 |                                    |                                    |              |           |          |              |               |         |
| 168 | REDEVELOPMENT FUNDS                |                                    |              |           |          |              |               |         |
| 169 | 9533                               | Redevelopment Passthru             | \$11,500.00  | 0.00      | 0.00     | 191.75       | 11,308.25     |         |
| 170 |                                    | TOTAL                              | \$11,500.00  | 0.00      | 0.00     | 191.75       | 11,308.25     | 2%      |
| 171 |                                    |                                    |              |           |          |              |               |         |
| 172 | FISCAL RELIEF FOR SPECIAL DISTRICT |                                    |              |           |          |              |               |         |
| 173 | 9595                               | Fiscal Relief for Special District | \$0.00       | 0.00      | 0.00     | 0.00         | 0.00          |         |
| 174 |                                    | TOTAL                              | \$0.00       | 0.00      | 0.00     | 0.00         | 0.00          | 0%      |
| 175 |                                    |                                    |              |           |          |              |               |         |
| 176 | STATE AID                          |                                    |              |           |          |              |               |         |
| 177 | 9569                               | State Aid                          | \$0.00       | 0.00      | 0.00     | 0.00         | 0.00          |         |
| 178 |                                    | TOTAL                              | \$0.00       | 0.00      | 0.00     | 0.00         | 0.00          | 0%      |
| 179 |                                    |                                    |              |           |          |              |               |         |
| 180 | CODE                               | CLASSIFICATION                     | BUDGET       | MONTH'S   | REF/REIM | TO DATE      | UNREALIZED    | PERCENT |
| 181 | 9429                               | Building Rental                    | \$60,000     | 2,549.00  | 327.70   | 27,727.65    | 32,272.35     | 46%     |
| 182 | 9646                               | Rec Fees & Charges                 | \$295,431    | 10,470.25 | -330.00  | 201,570.75   | 93,860.25     | 68%     |
| 183 | 9100                               | Taxes                              | \$1,845,700  | 0.00      | 0.00     | 1,064,225.27 | 781,474.73    | 58%     |
| 184 | 9410                               | Interest Income                    | \$18,100     | 0.00      | 0.00     | 14,950.00    | 3,150.00      | 83%     |
| 185 | 9522                               | Homeowner Prop Tax                 | \$13,000     | 0.00      | 0.00     | 6,356.69     | 6,643.31      | 49%     |
| 186 | 9529                               | In Lieu Tax                        | \$0          | 0.00      | 0.00     | 0.00         | 0.00          | 0%      |
| 187 | 9530                               | Misc. Revenue                      | \$0          | 0.00      | 0.00     | 0.00         | 0.00          | 0%      |
| 188 | 9531                               | Aid to Local Government            | \$0          | 0.00      | 0.00     | 0.00         | 0.00          | 0%      |
| 189 | 9533                               | Redevelopmnet Funds                | \$11,500     | 0.00      | 0.00     | 191.75       | 11,308.25     | 0%      |
| 190 | 9595                               | Fiscal Relief for Special Dist.    | \$0          | 0.00      | 0.00     | 0.00         | 0.00          | 0%      |
| 191 | 9569                               | State Aid                          | \$0          | 0.00      | 0.00     | 0.00         | 0.00          | 0%      |
| 192 | 9690                               | Lease Property                     | \$132,130    | 10,901.46 | 0.00     | 87,037.68    | 45,092.32     | 66%     |
| 193 | 9790                               | Revenue Other                      | \$275,745    | 342.77    | 0.00     | 255,555.36   | 20,189.64     | 93%     |
| 194 |                                    | TOTAL                              | \$2,651,606  | 24,263.48 | -2.30    | 1,657,615.15 | 993,990.85    | 63%     |
| 195 |                                    |                                    |              |           |          |              |               |         |
| 196 |                                    | GENERAL RESERVED FUND              | \$0          |           |          |              |               |         |
| 197 |                                    | CARRY OVER                         | \$572,859    | 0.00      | 0.00     | 0.00         | 0.00          | 0%      |
| 198 |                                    |                                    |              |           |          |              |               |         |
| 199 |                                    | TOTAL BUDGET                       | \$3,224,465  | 24,263.48 | -2.30    | \$1,657,615  | 1,566,849.85  | 51%     |
| 200 |                                    |                                    |              |           |          |              |               |         |
| 201 |                                    | Scholarship                        |              | 0.00      |          |              |               |         |
| 202 |                                    | Donations/Sponsorship              |              | 0.00      |          |              |               |         |
| 203 |                                    | ADA                                |              | 0.00      |          |              |               |         |
| 204 |                                    | Field Deposit - Brock Park         |              | 0.00      |          |              |               |         |
| 205 |                                    | Field Deposit - Softball Complex   |              | 0.00      |          |              |               |         |
| 206 |                                    | Field Deposit - Capehart           |              | 0.00      |          |              |               |         |
| 207 |                                    | Bldg Deposit                       |              | 0.00      | 0.00     |              |               |         |
| 208 |                                    | Bldg Guards                        |              | 0.00      |          |              |               |         |
| 209 |                                    |                                    |              | 0.00      |          |              |               |         |
| 210 |                                    |                                    |              |           |          |              |               |         |
| 211 | 2191                               | SMUD Reim - Something Extra        |              | 390.00    |          |              |               |         |
| 212 | 2192                               | PG&E Reim - Something Extra        |              | 20.00     |          |              |               |         |
| 213 | 2193                               | Republic Serv. Reim - Something    |              | 100.00    |          |              |               |         |
| 214 | 2195                               | Sewage Reim - Something Extra      |              | 240.00    |          |              |               |         |
| 215 | 2198                               | Water Reim - Something Extra       |              | 110.00    |          |              |               |         |
| 216 |                                    |                                    |              | 860.00    |          |              |               |         |
| 217 |                                    |                                    |              |           |          |              |               |         |
| 218 |                                    | Total Revenue                      |              | 25,123.48 |          |              |               |         |
| 219 |                                    |                                    |              |           |          |              |               |         |
| 220 |                                    |                                    |              |           |          |              |               |         |
| 221 |                                    | Scholarship                        | \$0.00       | 0.00      | 0.00     | 12,641.91    | -12,641.91    |         |
| 222 |                                    | Donations/Sponsorship              | \$0.00       | 0.00      | 0.00     | 1,889.25     | -1,889.25     |         |
| 223 |                                    | District ADA Account               | \$0.00       | 0.00      | 0.00     | 0.00         | 0.00          |         |
| 224 |                                    | 055000000                          | \$0.00       | 0.00      | 0.00     | 21,998.48    | -21,998.48    |         |
| 225 |                                    | Contingency                        | \$150,000.00 | 0.00      | 0.00     | 21,994.25    | 128,005.75    |         |
| 226 |                                    | Park Dedication Acct 088L          | \$0.00       | 0.00      | 0.00     | 808,240.44   | -808,240.44   |         |
| 227 |                                    | Park Fees 346I                     | \$0.00       | 52,065.00 | 0.00     | 1,488,536.43 | -1,488,536.43 |         |
| 228 |                                    | District Reserve Acct              | \$0.00       | 0.00      | 0.00     | 1,519,672.00 | -1,519,672.00 |         |



|    | A   | B                         | C              | D                | E                 | F                 | G               |
|----|---|---------------------------|----------------|------------------|-------------------|-------------------|-----------------|
| 1  | <b>NORTH HIGHLANDS RECREATION &amp; PARK DISTRICT</b> |                           |                |                  |                   |                   |                 |
| 2  | <b>EXPENDITURE REPORT - FEBRUARY 2024</b>             |                           |                |                  |                   |                   |                 |
| 3  |   |                           |                |                  |                   |                   |                 |
| 4  | <b>CODE</b>   | <b>CLASSIFICATION</b>     | <b>BUDGET</b>  | <b>MONTHS</b>    | <b>EXPENDED</b>   | <b>BALANCE</b>    | <b>% EXPEND</b> |
| 5  | <b>ADMINISTRATION</b>                                 |                           |                |                  |                   |                   |                 |
| 6  | <b>SALARIES &amp; BENEFITS</b>                        |                           |                |                  |                   |                   |                 |
| 7  | 1110  | Administrator-Scott       | 143,469        | 11,601.38        | 67,934.15         | 75,534.85         | 47%             |
| 8  | 1110  | Administrator - Larry     | 53,519         | 1,063.04         | 67,677.27         | -14,158.27        | 126%            |
| 9  | 1110  | Administrative Srv. Mngr. | 83,748         | 6,445.24         | 54,764.54         | 28,983.46         | 65%             |
| 10 | 1122  | Board of Directors        | <u>8,925</u>   | <u>420.00</u>    | <u>4,520.00</u>   | <u>4,405.00</u>   | 51%             |
| 11 |   | Sub-Total                 | <u>289,661</u> | <u>19,529.66</u> | <u>194,895.96</u> | <u>94,765.04</u>  | 67%             |
| 12 | 1210  | Retirement                | 24,745         | 2,887.46         | 15,919.82         | 8,825.18          | 64%             |
| 13 | 1220  | OASDI                     | 22,159         | 1,450.41         | 14,757.77         | 7,401.23          | 67%             |
| 14 | 1230  | Insurance                 | 33,755         | 3,189.68         | 13,865.73         | 19,889.27         | 41%             |
| 15 | 1240  | Worker's Comp.            | 3,393          | 0.00             | 2,833.25          | 559.50            | 84%             |
| 16 | 1250  | Unemployment              | <u>980</u>     | <u>25.88</u>     | <u>266.52</u>     | <u>713.48</u>     | 27%             |
| 17 |   | Sub-Total                 | <u>85,032</u>  | <u>7,553.43</u>  | <u>47,643.09</u>  | <u>37,388.66</u>  | 56%             |
| 18 |   | <b>TOTAL</b>              | <b>374,693</b> | <b>27,083.09</b> | <b>242,539.05</b> | <b>132,154.70</b> | 65%             |
| 19 |   |                           |                |                  |                   |                   |                 |
| 20 | <b>SERVICES &amp; SUPPLIES</b>                        |                           |                |                  |                   |                   |                 |
| 21 | 2005  | Ad/Leg                    | 1,600          | 0.00             | 469.38            | 1,130.62          | 29%             |
| 22 | 2022  | Bks/Subs                  | 150            | 0.00             | 150.74            | -0.74             | 100%            |
| 23 | 2029  | Bus Conf Exp              | 10,000         | 298.96           | 2,061.88          | 7,938.12          | 21%             |
| 24 | 2035  | Educ/Trng                 | 5,000          | 0.00             | 20.00             | 4,980.00          | 0%              |
| 25 | 2039  | Empl Trans                | 2,000          | 0.00             | 0.00              | 2,000.00          | 0%              |
| 26 | 2051  | Insurance                 | 134,786        | 0.00             | 134,786.00        | 0.00              | 100%            |
| 27 | 2061  | Memberships               | 13,000         | 0.00             | 12,142.00         | 858.00            | 93%             |
| 28 | 2076  | Office Sups               | 11,700         | 1,135.11         | 9,972.01          | 1,727.99          | 85%             |
| 29 | 2081  | Postage                   | 2,750          | 9.69             | 2,070.30          | 679.70            | 75%             |
| 30 | 2085  | Printing                  | 700            | 0.00             | 574.02            | 125.98            | 82%             |
| 31 | 2197  | Tele & Teleg              | 16,000         | 1,453.30         | 11,358.68         | 4,641.32          | 71%             |
| 32 | 2261  | Office Equip Mtnc         | 9,000          | 242.00           | 5,271.14          | 3,728.86          | 59%             |
| 33 | 2275  | Rents & Leases            | 9,484          | 622.21           | 7,153.97          | 2,330.03          | 75%             |
| 34 | 2332  | Food Sups                 | 2,700          | 481.30           | 2,040.14          | 659.86            | 76%             |
| 35 | 2444  | Medical Supplies          | 500            | 0.00             | 328.55            | 171.45            | 66%             |
| 36 | 2505  | Actg Svcs                 | 32,850         | 9,893.52         | 24,343.52         | 8,506.48          | 74%             |
| 37 | 2531  | Legal Svcs                | 10,000         | 165.00           | 4,658.11          | 5,341.89          | 47%             |
| 38 | 2591  | Other Prof Svcs           | 32,603         | 293.99           | 26,670.46         | 5,932.54          | 82%             |
| 39 | 2813  | Sales Tax Adjustment      | 0              | 0.00             | 0.00              | 0.00              | 0%              |
| 40 | 2819  | Registration Service      | 0              | 0.00             | 0.00              | 0.00              | 0%              |
| 41 | 2880  | PY Expenditure            | 0              | 0.00             | 0.00              | 0.00              | 0%              |
| 42 | 2898  | Other Oper Exp            | <u>6,500</u>   | <u>488.26</u>    | <u>3,693.32</u>   | <u>2,806.68</u>   | 57%             |
| 43 |   | <b>TOTAL</b>              | <b>301,323</b> | <b>15,083.34</b> | <b>247,764.22</b> | <b>53,558.78</b>  | 82%             |
| 44 |   |                           |                |                  |                   |                   |                 |
| 45 |   |                           |                |                  |                   |                   |                 |
| 46 | 4202  | Struct & Imp              | 353,624        | 22,488.88        | 179,830.23        | 173,793.77        | 51%             |
| 47 | 4303  | Office Equipment          | <u>0</u>       | <u>0.00</u>      | <u>0.00</u>       | <u>0</u>          | 0%              |
| 48 |   | <b>TOTAL</b>              | <b>353,624</b> | <b>22,488.88</b> | <b>179,830.23</b> | <b>173,793.77</b> | 51%             |
| 49 |   |                           |                |                  |                   |                   |                 |
| 50 |   |                           |                |                  |                   |                   |                 |
| 51 |   |                           |                |                  |                   |                   |                 |
| 52 |   |                           |                |                  |                   |                   |                 |
| 53 |   |                           |                |                  |                   |                   |                 |
| 54 |   |                           |                |                  |                   |                   |                 |
| 55 |   |                           |                |                  |                   |                   |                 |
| 56 |   |                           |                |                  |                   |                   |                 |
| 57 |   |                           |                |                  |                   |                   | PAGE 1          |

|     | A                   | B                        | C       | D         | E          | F          | G        |
|-----|---------------------|--------------------------|---------|-----------|------------|------------|----------|
| 58  | CODE                | CLASSIFICATION           | BUDGET  | MONTHS    | EXPENDED   | BALANCE    | % EXPEND |
| 59  | RECREATION          |                          |         |           |            |            |          |
| 60  | SALARIES & BENEFITS |                          |         |           |            |            |          |
| 61  | 1110                | Superintendent- Rachel   | 86,400  | 6,649.24  | 45,985.88  | 40,414.12  | 53%      |
| 62  | 1110                | Supervisor-Kayla         | 71,555  | 5,648.62  | 49,054.36  | 22,500.64  | 69%      |
| 63  | 1110                | Rec. Coordinator - Chris | 57,527  | 4,328.62  | 35,266.32  | 22,260.68  | 61%      |
| 64  | 1110                | Rec Specialist - Luu     | 54,336  | 4,182.76  | 35,533.46  | 18,802.54  | 65%      |
| 65  | 1122                | Part Time                | 218,875 | 13,478.42 | 113,703.14 | 105,171.86 | 52%      |
| 66  | 1122                | Part Time ASES           | 0       | 0.00      | 0.00       | 0.00       | 0%       |
| 67  |                     | Sub-Total                | 488,693 | 34,287.66 | 279,543.16 | 209,149.84 | 57%      |
| 68  | 1210                | Retirement               | 21,585  | 3,329.48  | 15,762.36  | 5,822.64   | 73%      |
| 69  | 1220                | OASDI                    | 37,385  | 2,598.06  | 21,263.48  | 16,121.52  | 57%      |
| 70  | 1230                | Insurance                | 28,726  | 2,514.95  | 18,468.93  | 10,257.07  | 64%      |
| 71  | 1240                | Worker's Comp            | 7,594   | 0.00      | 5,933.75   | 1,660.00   | 78%      |
| 72  | 1250                | Unemployment             | 8,641   | 337.67    | 1,489.74   | 7,151.26   | 17%      |
| 73  |                     | Sub-Total                | 103,930 | 8,780.16  | 62,918.26  | 41,011.49  | 61%      |
| 74  |                     | TOTAL                    | 592,624 | 43,067.82 | 342,461.42 | 250,162.33 | 58%      |
| 75  |                     |                          |         |           |            |            |          |
| 76  | SERVICES & SUPPLIES |                          |         |           |            |            |          |
| 77  | 2005                | Ads/Leg Notice           | 0       | 0.00      | 0.00       | 0.00       | 0%       |
| 78  | 2022                | Books/Subs               | 0       | 0.00      | 0.00       | 0.00       | 0%       |
| 79  | 2029                | Business/Conf Exp        | 8,000   | 5,358.80  | 5,358.80   | 2,641.20   | 67%      |
| 80  | 2035                | Educ/Trng                | 2,500   | 1,251.64  | 1,723.64   | 776.36     | 69%      |
| 81  | 2039                | Empl Trans               | 2,000   | 106.17    | 855.51     | 1,144.49   | 43%      |
| 82  | 2061                | Memberships              | 700     | 0.00      | 440.00     | 260.00     | 63%      |
| 83  | 2065                | Film Svcs                | 0       | 0.00      | 0.00       | 0.00       | 0%       |
| 84  | 2076                | Office Svcs              | 2,500   | 342.98    | 864.15     | 1,635.85   | 35%      |
| 85  | 2081                | Postage                  | 25,000  | 5,618.48  | 18,569.58  | 6,430.42   | 74%      |
| 86  | 2085                | Printing                 | 4,000   | 606.75    | 1,895.86   | 2,104.14   | 47%      |
| 87  | 2197                | Tele & Teleg             | 0       | 0.00      | 0.00       | 0.00       | 0%       |
| 88  | 2275                | Rents & Leases           | 0       | 0.00      | 0.00       | 0.00       | 0%       |
| 89  | 2314                | Clothing                 | 3,000   | 1,621.20  | 2,551.32   | 448.68     | 85%      |
| 90  | 2332                | Food                     | 6,800   | 705.29    | 4,906.53   | 1,893.47   | 72%      |
| 91  | 2444                | Med Svcs                 | 1,000   | 0.00      | 501.73     | 498.27     | 50%      |
| 92  | 2591                | Other Prof Svcs          | 5,000   | 327.32    | 4,323.99   | 676.01     | 86%      |
| 93  | 2851                | Rec Svcs                 | 20,000  | 1,871.70  | 14,369.14  | 5,630.86   | 72%      |
| 94  | 2852                | Rec Svcs                 | 18,000  | 944.01    | 9,707.28   | 8,292.72   | 54%      |
| 95  | 2871                | Transportation           | 2,000   | 0.00      | 1,932.25   | 67.75      | 97%      |
| 96  | 2898                | Other Oper Exp           | 0       | 0.00      | 0.00       | 0.00       | 0%       |
| 97  |                     |                          | 100,500 | 18,754.34 | 67,999.78  | 32,500.22  | 68%      |
| 98  |                     |                          |         |           |            |            |          |
| 99  | 4202                | Struct & Imp             | 18,000  | 0.00      | 0.00       | 18,000.00  | 0%       |
| 100 |                     |                          | 18,000  | 0.00      | 0.00       | 18,000.00  | 0%       |
| 101 |                     |                          |         |           |            |            |          |
| 102 |                     |                          |         |           |            |            |          |
| 103 |                     |                          |         |           |            |            |          |
| 104 |                     |                          |         |           |            |            |          |
| 105 |                     |                          |         |           |            |            |          |
| 106 |                     |                          |         |           |            |            |          |
| 107 |                     |                          |         |           |            |            |          |
| 108 |                     |                          |         |           |            |            |          |
| 109 |                     |                          |         |           |            |            |          |
| 110 |                     |                          |         |           |            |            |          |
| 111 |                     |                          |         |           |            |            |          |
| 112 |                     |                          |         |           |            |            |          |
| 113 |                     |                          |         |           |            |            |          |
| 114 |                     |                          |         |           |            |            |          |

|     | A                   | B                              | C              | D                   | E                 | F                 | G          |
|-----|---------------------|--------------------------------|----------------|---------------------|-------------------|-------------------|------------|
| 115 | CODE                | CLASSIFICATION                 | BUDGET         | MONTHS              | EXPENDED          | BALANCE           | % EXPEND   |
| 116 | MAINTENANCE         |                                |                |                     |                   |                   |            |
| 117 | SALARIES & BENEFITS |                                |                |                     |                   |                   |            |
| 118 | 1110                | Superintendent-Scott/Kurtis    | 98,820         | 6,263.38            | 45,179.79         | 53,640.21         | 46%        |
| 119 | 1110                | Supervisor - Sergio            | 78,216         | 6,019.70            | 51,147.45         | 27,068.55         | 65%        |
| 120 | 1110                | Supervisor - Kurtis/Shey       | 72,485         | 4,365.50            | 36,389.09         | 36,095.91         | 50%        |
| 121 | 1110                | Mtnc Worker II - Steve         | 56,065         | 3,838.31            | 32,695.24         | 23,369.76         | 58%        |
| 122 | 1110                | Mtnc Wkr-Eric/Shey             | 51,396         | 3,565.42            | 33,220.01         | 18,175.99         | 65%        |
| 123 | 1110                | Mtnc Wkr-Rodney                | 13,828         | 0.00                | 0.00              | 13,828.00         | 0%         |
| 124 | 1110                | Mtnc Wkr-Barry                 | 48,972         | 3,770.16            | 32,026.36         | 16,945.64         | 65%        |
| 125 | 1110                | Mtnc Wkr-Simmons               | 51,396         | 3,956.62            | 32,711.63         | 18,684.37         | 64%        |
| 126 | 1122                | PT Maintenance Wkr             | 0              | 0.00                | 0.00              | 0.00              | 0%         |
| 127 | 1122                | Weekday & Weekend Bldg Monitor | 31,824         | 2,279.25            | 21,171.88         | 10,652.12         | 67%        |
| 128 |                     | <b>Sub-Total</b>               | <b>503,003</b> | <b>\$ 34,058.34</b> | <b>284,541.45</b> | <b>218,461.55</b> | <b>57%</b> |
| 129 | 1210                | Retirement                     | 37,694         | 4,544.50            | 22,093.04         | 15,600.96         | 59%        |
| 130 | 1220                | OASDI                          | 38,480         | 2,530.87            | 21,385.26         | 17,094.74         | 56%        |
| 131 | 1230                | Insurance                      | 123,717        | 6,502.39            | 57,158.47         | 66,558.53         | 46%        |
| 132 | 1240                | Worker's Comp.                 | 44,653         | 0.00                | 33,778.25         | 10,874.50         | 76%        |
| 133 | 1250                | Unemployment                   | 2,205          | 337.11              | 898.61            | 1,306.39          | 41%        |
| 134 |                     | <b>Sub-Total</b>               | <b>246,749</b> | <b>13,914.87</b>    | <b>135,313.63</b> | <b>111,435.12</b> | <b>55%</b> |
| 135 |                     | <b>TOTAL</b>                   | <b>749,752</b> | <b>47,973.21</b>    | <b>419,855.08</b> | <b>329,896.67</b> | <b>56%</b> |
| 136 | SERVICES & SUPPLIES |                                |                |                     |                   |                   |            |
| 137 | 2029                | Bus & Conf. Exp.               | 2,500          | 735.00              | 1,477.26          | 1,022.74          | 0%         |
| 138 | 2035                | Educ/Trng                      | 500            | 179.85              | 179.85            | 320.15            | 36%        |
| 139 | 2039                | Empl Trans                     | 250            | 0.00                | 0.00              | 250.00            | 0%         |
| 140 | 2061                | Memberships                    | 450            | 0.00                | 150.00            | 300.00            | 33%        |
| 141 | 2076                | Office Sups                    | 1,000          | 23.95               | 763.49            | 236.51            | 76%        |
| 142 | 2104                | Agri/Hort                      | 2,000          | 0.00                | 86.11             | 1,913.89          | 4%         |
| 143 | 2111                | Bldg Mtnc Svc                  | 2,500          | 43.64               | 1,012.42          | 1,487.58          | 40%        |
| 144 | 2112                | Bldg Mtnc Sups                 | 7,500          | 993.84              | 4,736.31          | 2,763.69          | 63%        |
| 145 | 2122                | Chem Sups                      | 2,500          | 850.07              | 850.07            | 1,649.93          | 34%        |
| 146 | 2131                | Elec Sys SVC                   | 4,000          | 0.00                | 4,050.00          | -50.00            | 101%       |
| 147 | 2132                | Elec Sys Sup                   | 1,000          | 0.00                | 287.93            | 712.07            | 29%        |
| 148 | 2142                | Land Imp Sup                   | 20,000         | 1,448.72            | 13,985.16         | 6,014.84          | 70%        |
| 149 | 2151                | Mech Sys Svc                   | 0              | 0.00                | 0.00              | 0.00              | 0%         |
| 150 | 2162                | Paint Sups                     | 1,000          | 63.96               | 669.33            | 330.67            | 67%        |
| 151 | 2168                | Plumbing Sups                  | 8,000          | 0.00                | 1,046.50          | 6,953.50          | 13%        |
| 152 | 2191                | Electricity                    | 40,000         | 4,236.52            | 32,871.81         | 7,128.19          | 82%        |
| 153 | 2192                | Natural Gas                    | 5,000          | 953.16              | 2,309.66          | 2,690.34          | 46%        |
| 154 | 2193                | Refuse                         | 10,000         | 1,378.34            | 8,258.37          | 1,741.63          | 83%        |
| 155 | 2195                | Sewage                         | 5,000          | 839.70              | 4,105.84          | 894.16            | 82%        |
| 156 | 2197                | Tele/Teleg                     | 3,000          | 96.68               | 764.06            | 2,235.94          | 25%        |
| 157 | 2198                | Water                          | 100,000        | 4,967.81            | 89,953.05         | 10,046.95         | 90%        |
| 158 | 2205                | Auto Mtnc Svc                  | 12,000         | 1,834.32            | 9,306.78          | 2,693.22          | 78%        |
| 159 | 2206                | Auto Mtnc Sup                  | 0              | 0.00                | 0.00              | 0.00              | 0%         |
| 160 | 2211                | Constr Equip Svc               | 9,500          | 0.00                | 7,055.35          | 2,444.65          | 74%        |
| 161 | 2212                | Constr Equip Sup               | 0              | 0.00                | 0.00              | 0.00              | 0%         |
| 162 | 2226                | Expend Tools                   | 4,000          | 397.77              | 3,802.60          | 197.40            | 95%        |
| 163 | 2236                | Fuels & Lubes                  | 16,000         | 0.00                | 1,735.00          | 14,265.00         | 11%        |
| 164 | 2275                | Rents & Leases                 | 17,000         | 333.80              | 8,105.62          | 8,894.38          | 48%        |
| 165 | 2281                | Shop Equip Svc                 | 1,200          | 0.00                | 559.05            | 640.95            | 47%        |
| 166 | 2282                | Shop Equip Sup                 | 0              | 0.00                | 0.00              | 0.00              | 0%         |
| 167 | 2292                | Other Equip                    | 10,000         | 0.00                | 4,900.75          | 5,099.25          | 49%        |
| 168 | 2314                | Clothing                       | 4,000          | 268.55              | 2,305.06          | 1,694.94          | 58%        |
| 169 | 2321                | Cust Svc                       | 0              | 0.00                | 0.00              | 0.00              | 0%         |
| 170 |                     |                                |                |                     |                   |                   |            |
| 171 |                     |                                |                |                     |                   |                   |            |

|     | A                   | B                     | C              | D                | E                 | F                 | G               |
|-----|---------------------|-----------------------|----------------|------------------|-------------------|-------------------|-----------------|
| 172 | <u>CODE</u>         | <u>CLASSIFICATION</u> | <u>BUDGET</u>  | <u>MONTHS</u>    | <u>EXPENDED</u>   | <u>BALANCE</u>    | <u>% EXPEND</u> |
| 173 | 2322                | Cust Sup              | 17,000         | 1,675.88         | 12,900.47         | 4,099.53          | 76%             |
| 174 | 2444                | Medical Sup           | 300            | 0.00             | 317.69            | -17.69            | 106%            |
| 175 | 2591                | Other Prof Svc        | 85,000         | 1,301.84         | 60,918.37         | 24,081.63         | 72%             |
| 176 | 2898                | Other Oper Exp        | 0              | 0.00             | 0.00              | 0.00              | 0%              |
| 177 |                     | <b>TOTAL</b>          | <b>392,200</b> | <b>22,623.40</b> | <b>279,463.96</b> | <b>112,736.04</b> | <b>71%</b>      |
| 178 |                     |                       |                |                  |                   |                   |                 |
| 179 |                     |                       |                |                  |                   |                   |                 |
| 180 | <u>CODE</u>         | <u>CLASSIFICATION</u> | <u>BUDGET</u>  | <u>MONTHS</u>    | <u>EXPENDED</u>   | <u>BALANCE</u>    | <u>% EXPEND</u> |
| 181 | <u>FIXED ASSETS</u> |                       |                |                  |                   |                   |                 |
| 182 | 4201                | Building Improvement  | 40,000         | -2,591.00        | 39,900.00         | 100.00            | 100%            |
| 183 | 4202                | Structures & Imp      | 40,000         | 0.00             | 1,026.65          | 38,973.35         | 3%              |
| 184 | 4303                | Other Equip           | 45,000         | 0.00             | 0.00              | 45,000.00         | 0%              |
| 185 |                     |                       | <b>125,000</b> | <b>-2,591.00</b> | <b>40,926.65</b>  | <b>84,073</b>     | <b>33%</b>      |
| 186 |                     |                       |                |                  |                   |                   |                 |
| 187 |                     |                       |                |                  |                   |                   |                 |
| 188 |                     |                       |                |                  |                   |                   |                 |
| 189 |                     |                       |                |                  |                   |                   |                 |
| 190 |                     |                       |                |                  |                   |                   |                 |
| 191 |                     |                       |                |                  |                   |                   |                 |
| 192 |                     |                       |                |                  |                   |                   |                 |
| 193 |                     |                       |                |                  |                   |                   |                 |
| 194 |                     |                       |                |                  |                   |                   |                 |
| 195 |                     |                       |                |                  |                   |                   |                 |
| 196 |                     |                       |                |                  |                   |                   |                 |
| 197 |                     |                       |                |                  |                   |                   |                 |
| 198 |                     |                       |                |                  |                   |                   |                 |
| 199 |                     |                       |                |                  |                   |                   |                 |
| 200 |                     |                       |                |                  |                   |                   |                 |
| 201 |                     |                       |                |                  |                   |                   |                 |
| 202 |                     |                       |                |                  |                   |                   |                 |
| 203 |                     |                       |                |                  |                   |                   |                 |
| 204 |                     |                       |                |                  |                   |                   |                 |
| 205 |                     |                       |                |                  |                   |                   |                 |
| 206 |                     |                       |                |                  |                   |                   |                 |
| 207 |                     |                       |                |                  |                   |                   |                 |
| 208 |                     |                       |                |                  |                   |                   |                 |
| 209 |                     |                       |                |                  |                   |                   |                 |
| 210 |                     |                       |                |                  |                   |                   |                 |
| 211 |                     |                       |                |                  |                   |                   |                 |
| 212 |                     |                       |                |                  |                   |                   |                 |
| 213 |                     |                       |                |                  |                   |                   |                 |
| 214 |                     |                       |                |                  |                   |                   |                 |
| 215 |                     |                       |                |                  |                   |                   |                 |
| 216 |                     |                       |                |                  |                   |                   |                 |
| 217 |                     |                       |                |                  |                   |                   |                 |
| 218 |                     |                       |                |                  |                   |                   |                 |
| 219 |                     |                       |                |                  |                   |                   |                 |
| 220 |                     |                       |                |                  |                   |                   |                 |
| 221 |                     |                       |                |                  |                   |                   |                 |
| 222 |                     |                       |                |                  |                   |                   |                 |
| 223 |                     |                       |                |                  |                   |                   |                 |
| 224 |                     |                       |                |                  |                   |                   |                 |
| 225 |                     |                       |                |                  |                   |                   |                 |
| 226 |                     |                       |                |                  |                   |                   |                 |
| 227 |                     |                       |                |                  |                   |                   |                 |
| 228 |                     |                       |                |                  |                   |                   |                 |



|     | A                              | B                        | C                | D                 | E                   | F                 | G          |
|-----|--------------------------------|--------------------------|------------------|-------------------|---------------------|-------------------|------------|
| 229 | CODE                           | CLASSIFICATION           | BUDGET           | MONTHS            | EXPENDED            | BALANCE           | % EXPEND   |
| 230 |                                | <b>DISTRICT TOTALS</b>   |                  |                   |                     |                   |            |
| 231 | <b>SALARIES &amp; BENEFITS</b> |                          |                  |                   |                     |                   |            |
| 232 | 1110                           | FULL TIME SALARIES       | 1,021,733        | 71,697.99         | 619,585.55          | 402,147.45        | 61%        |
| 233 | 1122                           | PART TIME SALARIES       | 259,624          | 16,177.67         | 139,395.02          | 120,228.98        | 54%        |
| 234 | 1210                           | RETIREMENT               | 84,024           | 10,761.44         | 53,775.22           | 30,248.78         | 64%        |
| 235 | 1220                           | OASDI                    | 98,024           | 6,579.34          | 57,406.51           | 40,617.49         | 59%        |
| 236 | 1230                           | INSURANCE                | 186,198          | 12,207.02         | 89,493.13           | 96,704.87         | 48%        |
| 237 | 1240                           | WORKER'S COMP            | 55,639           | 0.00              | 42,545.25           | 13,094.00         | 76%        |
| 238 | 1250                           | UNEMPLOYMENT             | 11,826           | 700.66            | 2,654.87            | 9,171.13          | 22%        |
| 239 | 1000                           | <b>SALARIES/BENEFITS</b> | <b>1,717,068</b> | <b>118,124.12</b> | <b>1,004,855.55</b> | <b>712,212.70</b> | <b>59%</b> |
| 240 |                                |                          |                  |                   |                     |                   |            |
| 241 | <b>SERVICES &amp; SUPPLIES</b> |                          |                  |                   |                     |                   |            |
| 242 | 2005                           | AD/LEGAL NOTICE          | 1,600            | 735.00            | 469.38              | 1,130.62          | 29%        |
| 243 | 2022                           | BOOKS/SUBS               | 150              | 0.00              | 150.74              | -0.74             | 100%       |
| 244 | 2029                           | BUS/CONF EXP             | 20,500           | 5,657.76          | 8,897.94            | 11,602.06         | 0%         |
| 245 | 2035                           | EDUC/TRNG                | 8,000            | 1,431.49          | 1,923.49            | 6,076.51          | 24%        |
| 246 | 2039                           | EMPLOY TRANS             | 4,250            | 106.17            | 855.51              | 3,394.49          | 0%         |
| 247 | 2051                           | INSURANCE                | 134,786          | 0.00              | 134,786.00          | 0.00              | 100%       |
| 248 | 2061                           | MEMBERSHIPS              | 14,150           | 0.00              | 12,732.00           | 1,418.00          | 90%        |
| 249 | 2065                           | FILM SVC                 | 0                | 0.00              | 0.00                | 0.00              | 0%         |
| 250 | 2076                           | OFFICE SUPS              | 15,200           | 1,502.04          | 11,599.65           | 3,600.35          | 76%        |
| 251 | 2081                           | POSTAGE                  | 27,750           | 5,628.17          | 20,639.88           | 7,110.12          | 74%        |
| 252 | 2085                           | PRINTING                 | 4,700            | 606.75            | 2,469.88            | 2,230.12          | 53%        |
| 253 | 2104                           | AGRI/HORT                | 2,000            | 0.00              | 86.11               | 1,913.89          | 4%         |
| 254 | 2111                           | BLDG MTNC SVC            | 2,500            | 43.64             | 1,012.42            | 1,487.58          | 40%        |
| 255 | 2112                           | BLDG MTNC SUP            | 7,500            | 993.84            | 4,736.31            | 2,763.69          | 63%        |
| 256 | 2122                           | CHEM SUPS                | 2,500            | 850.07            | 850.07              | 1,649.93          | 34%        |
| 257 | 2131                           | ELEC MTNC SVC            | 4,000            | 0.00              | 4,050.00            | -50.00            | 101%       |
| 258 | 2132                           | ELEC MTNC SUP            | 1,000            | 0.00              | 287.93              | 712.07            | 29%        |
| 259 | 2142                           | LAND IMP SUP             | 20,000           | 1,448.72          | 13,985.16           | 6,014.84          | 70%        |
| 260 | 2151                           | MECH SYS MTNC            | 0                | 0.00              | 0.00                | 0.00              | 0%         |
| 261 | 2162                           | PAINTING SUPS            | 1,000            | 63.96             | 669.33              | 330.67            | 67%        |
| 262 | 2168                           | PLUMBING SUPS            | 8,000            | 0.00              | 1,046.50            | 6,953.50          | 13%        |
| 263 | 2191                           | ELECTRICITY              | 40,000           | 4,236.52          | 32,871.81           | 7,128.19          | 82%        |
| 264 | 2192                           | NATURAL GAS              | 5,000            | 953.16            | 2,309.66            | 2,690.34          | 46%        |
| 265 | 2193                           | REFUSE                   | 10,000           | 1,378.34          | 8,258.37            | 1,741.63          | 83%        |
| 266 | 2195                           | SEWAGE                   | 5,000            | 839.70            | 4,105.84            | 894.16            | 82%        |
| 267 | 2197                           | TELE/TELEG               | 19,000           | 1,549.98          | 12,122.74           | 6,877.26          | 64%        |
| 268 | 2198                           | WATER                    | 100,000          | 4,967.81          | 89,953.05           | 10,046.95         | 90%        |
| 269 | 2205                           | AUTO MTNC SVC            | 12,000           | 1,834.32          | 9,306.78            | 2,693.22          | 78%        |
| 270 | 2206                           | AUTO MTNC SUP            | 0                | 0.00              | 0.00                | 0.00              | 0%         |
| 271 | 2211                           | CONSTR EQUIP SVC         | 9,500            | 0.00              | 7,055.35            | 2,444.65          | 74%        |
| 272 | 2212                           | CONSTR EQUIP SUP         | 0                | 0.00              | 0.00                | 0.00              | 0%         |
| 273 | 2226                           | EXPEND TOOLS             | 4,000            | 397.77            | 3,802.60            | 197.40            | 95%        |
| 274 | 2236                           | FUELS / LUBES            | 16,000           | 0.00              | 1,735.00            | 14,265.00         | 11%        |
| 275 | 2261                           | OFF EQUIP MTNC           | 9,000            | 242.00            | 5,271.14            | 3,728.86          | 59%        |
| 276 | 2275                           | RENTS/LEASES             | 26,484           | 956.01            | 15,259.59           | 11,224.41         | 58%        |
| 277 | 2281                           | SHOP EQUIP SVCS          | 1,200            | 0.00              | 559.05              | 640.95            | 47%        |
| 278 | 2282                           | SHOP EQUIP SUPS          | 0                | 0.00              | 0.00                | 0.00              | 0%         |
| 279 | 2292                           | OTHER EQUIP SUPS         | 10,000           | 0.00              | 4,900.75            | 5,099.25          | 49%        |
| 280 | 2314                           | CLOTHING                 | 7,000            | 1,889.75          | 4,856.38            | 2,143.62          | 69%        |
| 281 | 2321                           | CUST SVC                 | 0                | 0.00              | 0.00                | 0.00              | 0%         |
| 282 |                                |                          |                  |                   |                     |                   |            |
| 283 |                                |                          |                  |                   |                     |                   |            |
| 284 |                                |                          |                  |                   |                     |                   |            |
| 285 |                                |                          |                  |                   |                     |                   |            |

|     | A            | B                     | C             | D             | E               | F              | G               |
|-----|--------------|-----------------------|---------------|---------------|-----------------|----------------|-----------------|
| 286 | <u>CODE</u>  | <u>CLASSIFICATION</u> | <u>BUDGET</u> | <u>MONTHS</u> | <u>EXPENDED</u> | <u>BALANCE</u> | <u>% EXPEND</u> |
| 287 | 2322         | CUST SUP              | 17,000        | 1,675.88      | 12,900.47       | 4,099.53       | 76%             |
| 288 | 2332         | FOOD SUPS             | 9,500         | 1,186.59      | 6,946.67        | 2,553.33       | 73%             |
| 289 | 2444         | MED SUPS              | 1,800         | 0.00          | 1,147.97        | 652.03         | 64%             |
| 290 | 2505         | ACCOUNT SVC           | 32,850        | 9,893.52      | 24,343.52       | 8,506.48       | 74%             |
| 291 | 2531         | LEGAL SVC             | 10,000        | 165.00        | 4,658.11        | 5,341.89       | 47%             |
| 292 | 2591         | OTHER PROF SVCS       | 122,603       | 1,923.15      | 91,912.82       | 30,690.18      | 75%             |
| 293 | 2813         | SALES TAX ADJUST.     | 0             | 0.00          | 0.00            | 0.00           | 0%              |
| 294 | 2819         | REGISTRATION SVC      | 0             | 0.00          | 0.00            | 0.00           | 0%              |
| 295 | 2851         | RECREATION SVC        | 20,000        | 1,871.70      | 14,369.14       | 5,630.86       | 72%             |
| 296 | 2852         | RECREATION SUP        | 18,000        | 944.01        | 9,707.28        | 8,292.72       | 54%             |
| 297 | 2871         | TRANSPORTATION        | 2,000         | 0.00          | 1,932.25        | 67.75          | 97%             |
| 298 | 2880         | PY EXPEND             | 0             | 0.00          | 0.00            | 0.00           | 0%              |
| 299 | 2898         | OTHER OPER EXP        | 6,500         | 488.26        | 3,693.32        | 2,806.68       | 57%             |
| 300 | 2000         | SERVICES/SUPPLIES     | 794,023       | 56,461.08     | 595,227.96      | 198,795.04     | 75%             |
| 301 |              |                       |               |               |                 |                |                 |
| 302 | FIXED ASSETS |                       |               |               |                 |                |                 |
| 303 | 4201         | Building IIM          | 40,000        | -2,591.00     | 39,900.00       | 100.00         | 0%              |
| 304 | 4202         | STRUCT & IMP          | 411,624       | 22,488.88     | 180,856.88      | 230,767.12     | 0%              |
| 305 | 4303         | EQUIPMENT             | 45,000        | 0.00          | 0.00            | 45,000.00      | 0%              |
| 306 | 4000         | FIXED ASSETS          | 496,624       | 19,897.88     | 220,756.88      | 275,867        | 0%              |
| 307 |              |                       |               |               |                 |                |                 |
| 308 |              |                       |               |               |                 |                |                 |
| 309 | 1000         | SALARIES & BENE       | 1,717,068     | 118,124.12    | 1,004,855.55    | 712,212.70     | 59%             |
| 310 |              |                       |               |               |                 |                |                 |
| 311 | 2000         | SERVICES & SUPP       | 794,023       | 56,461.08     | 595,227.96      | 198,795.04     | 75%             |
| 312 |              |                       |               |               |                 |                |                 |
| 313 | 4000         | FIXED ASSETS          | 496,624       | 19,897.88     | 220,756.88      | 275,867        | 44%             |
| 314 |              |                       |               |               |                 |                |                 |
| 315 |              | CONTINGENCY           | 150,000       | 21,994.25     | 21,994.25       | 128,005.75     | 15%             |
| 316 |              |                       |               |               |                 |                |                 |
| 317 |              | RESERVE               | 88,744        | 0.00          | 0.00            | 0.00           | 0%              |
| 318 |              |                       |               |               |                 |                |                 |
| 319 |              |                       |               |               |                 |                |                 |
| 320 |              | TOTAL                 | 3,246,459     | 216,477.33    | 1,842,834.64    | 1,314,881      | 57%             |
| 321 |              |                       |               |               |                 |                |                 |
| 322 |              |                       |               |               |                 |                |                 |
| 323 |              |                       |               |               |                 |                |                 |
| 324 |              |                       |               |               |                 |                |                 |
| 325 |              |                       |               |               |                 |                |                 |
| 326 |              |                       |               |               |                 |                |                 |
| 327 |              |                       |               |               |                 |                |                 |
| 328 |              |                       |               |               |                 |                |                 |
| 329 |              |                       |               |               |                 |                |                 |
| 330 |              |                       |               |               |                 |                |                 |

**NORTH HIGHLANDS RECREATION & PARK DISTRICT**  
**CFD BILLING REPORT MARCH 2024**  
**(Bills paid in February 2024)**

| <u>CODE</u>                           | <u>CLASSIF.</u>      | <u>VENDOR</u>        | <u>EXPLANATION</u>                        | <u>AMOUNT</u>      |
|---------------------------------------|----------------------|----------------------|---|--------------------|
| <b><u>BENEFITS</u></b>                |                      |                      |   |                    |
| 1210                                  | Retirement           | VOYA                 | Feb-24                                    | \$ 316.53          |
| 1210                                  | " " "                | VOYA                 | Mar-24                                    | \$ 316.53          |
| 1230                                  | Insurance            | CALIFORNIA CHOICE    | Mar-24                                    | \$ 1,068.46        |
| 1230                                  | " " "                | COPOWER              | Mar-24                                    | \$ 85.50           |
| 1240                                  | " " "                | CAPRI                | 3rd Quarter                               | \$ -               |
| <b>Total</b>                          |                      |                      |   | <b>1,787.02</b>    |
| <b><u>SERVICES &amp; SUPPLIES</u></b> |                      |                      |   |                    |
| 2191                                  | Electric             | SMUD                 | 6696230 7955 Bing Drive PED               | \$ 37.84           |
| 2191                                  | " " "                | SMUD                 | 6696231 7931 Scotland Dr PED              | \$ 37.72           |
| 2193                                  | Refuse               | Republic Service     | 3929 Karl, 7916 Aztec Way, 6040 Watt      | \$ -               |
| 2198                                  | Water                | CA/American          | Cherry Blossom Park 7930 Little Plum IRRG | \$ -               |
| 2198                                  | " " "                | CA/American          | Cherry Blossom Park 7866 Bing Drive       | \$ -               |
| 2198                                  | " " "                | CA/American          | Cherry Blossom Park 7866 Bing Drive IRRG  | \$ -               |
| 2198                                  | " " "                | CA/American          | Cherry Blossome Park 2794 Napoleon IRRG   | \$ -               |
| 2226                                  | Expend Tools         | Home Depot           | Medical Supplies                          | \$ 72.70           |
| 2591                                  | Other Prof Serv.     | SCI Consulting Group | Administration Service (CFD)              | \$ 3,251.00        |
| <b>TOTAL</b>                          |                      |                      |   | <b>\$ 3,399.26</b> |
| <b><u>FIXED ASSETS</u></b>            |                      |                      |   |                    |
| 4201                                  | Building Improvement |                      |   | \$ -               |
| 4202                                  | Structures           |                      |   | \$ -               |
| 4303                                  | Equipment            |                      |   | \$ -               |
| <b>TOTAL</b>                          |                      |                      |   | <b>\$ -</b>        |
| <b>Total District Salaries</b>        |                      | (FEBRUARY 2 PAY DAY) |   | \$ 5,108.62        |
| <b>Total District EDD</b>             |                      | (FEBRUARY 2 PAY DAY) |   | \$ 67.13           |
| <b>Total District OASDI</b>           |                      | (FEBRUARY 2 PAY DAY) |   | \$ 390.81          |
|                                       |                      |                      |   | <b>\$ 5,566.56</b> |
| <b>DISTRICT TOTALS</b>                |                      |                      |   | <b>\$10,752.84</b> |

---

BOARD MEMBER

---

BOARD MEMBER

---

BOARD MEMBER

|    | A   | B                            | C                   | D              | E               | F                | G                 | H              |
|----|---|------------------------------|---------------------|----------------|-----------------|------------------|-------------------|----------------|
| 1  | <b>NORTH HIGHLANDS RECREATION &amp; PARK DISTRICT - CHERRY BLOSSOM PARK</b> |                              |                     |                |                 |                  |                   |                |
| 2  | <b>REVENUE REPORT - FEBRUARY 2024</b>                                       |                              |                     |                |                 |                  |                   |                |
| 3  |   |                              |                     |                |                 |                  |                   |                |
| 4  | <b>CODE</b>   | <b>CLASSIFICATION</b>        | <b>BUDGET</b>       | <b>MONTH'S</b> | <b>REF/REIM</b> | <b>TO DATE</b>   | <b>UNREALIZED</b> | <b>PERCENT</b> |
| 5  | <b>TAXES</b>  |                              |                     |                |                 |                  |                   |                |
| 6  | 9101  | Prop Tax - Secured           | \$0.00              | 0.00           | 0.00            | 0.00             | 0.00              |                |
| 7  | 9102  | Prop Tax - Unsec             | \$0.00              | 0.00           | 0.00            | 0.00             | 0.00              |                |
| 8  | 9103  | Supp Prop Tax                | \$0.00              | 0.00           | 0.00            | 0.00             | 0.00              |                |
| 9  | 9104  | Prop Tax Sec Delinquent      | \$0.00              | 0.00           | 0.00            | 0.00             | 0.00              |                |
| 10 | 9105  | Prop Tax Supp Delinquent     | \$0.00              | 0.00           | 0.00            | 0.00             | 0.00              |                |
| 11 | 9106  | Prop tax Unitary             | \$0.00              | 0.00           | 0.00            | 0.00             | 0.00              |                |
| 12 | 9120  | Prop Tax Secured Redemp      | \$0.00              | 0.00           | 0.00            | 0.00             | 0.00              |                |
| 13 | 9130  | Prop Tax - Prior Unsec       | \$0.00              | 0.00           | 0.00            | 0.00             | 0.00              |                |
| 14 | 9140  | Prop Tax - Pently            | \$0.00              | 0.00           | 0.00            | 0.00             | 0.00              |                |
| 15 | 9196  | RDA Residual                 | \$0.00              | 0.00           | 0.00            | 0.00             | 0.00              |                |
| 16 |   | <b>TOTAL</b>                 | <b>\$0.00</b>       | <b>0.00</b>    | <b>0.00</b>     | <b>0.00</b>      | <b>0.00</b>       | <b>0%</b>      |
| 17 |   |                              |                     |                |                 |                  |                   |                |
| 18 | <b>INTEREST INCOME</b>  |                              |                     |                |                 |                  |                   |                |
| 19 | 9410  | Interest Income              | \$300.00            | 0.00           | 0.00            | 705.00           | -405.00           |                |
| 20 |   | <b>TOTAL</b>                 | <b>\$300.00</b>     | <b>0.00</b>    | <b>0.00</b>     | <b>705.00</b>    | <b>-405.00</b>    | <b>235%</b>    |
| 21 |   |                              |                     |                |                 |                  |                   |                |
| 22 | <b>USE OF MONEY/PROPERTY</b>  |                              |                     |                |                 |                  |                   |                |
| 23 | 9522  | Homeowner Prop Tax           | \$0.00              | 0.00           | 0.00            | 0.00             | 0.00              |                |
| 24 |   | <b>TOTAL</b>                 | <b>\$0.00</b>       | <b>0.00</b>    | <b>0.00</b>     | <b>0.00</b>      | <b>0.00</b>       | <b>0%</b>      |
| 25 |   |                              |                     |                |                 |                  |                   |                |
| 26 | <b>IN LIEU TAX</b>  |                              |                     |                |                 |                  |                   |                |
| 27 | 9529  | In Lieu Tax                  | \$0.00              | 0.00           | 0.00            | 0.00             | 0.00              |                |
| 28 |   | <b>TOTAL</b>                 | <b>\$0.00</b>       | <b>0.00</b>    | <b>0.00</b>     | <b>0.00</b>      | <b>0.00</b>       | <b>0%</b>      |
| 29 |   |                              |                     |                |                 |                  |                   |                |
| 30 | <b>MISC. Revenue</b>  |                              |                     |                |                 |                  |                   |                |
| 31 | 9530  | Misc. Revenue                | \$0.00              | 0.00           | 0.00            | 0.00             | 0.00              |                |
| 32 |   | <b>TOTAL</b>                 | <b>\$0.00</b>       | <b>0.00</b>    | <b>0.00</b>     | <b>0.00</b>      | <b>0.00</b>       | <b>0%</b>      |
| 33 |   |                              |                     |                |                 |                  |                   |                |
| 34 | <b>AID TO LOCAL GOVERNMENT</b>  |                              |                     |                |                 |                  |                   |                |
| 35 | 9531  | Aid to Local Government      | \$0.00              | 0.00           |                 | 0.00             | 0.00              |                |
| 36 |   | <b>TOTAL</b>                 | <b>\$0.00</b>       | <b>0.00</b>    | <b>0.00</b>     | <b>0.00</b>      | <b>0.00</b>       | <b>0%</b>      |
| 37 |   |                              |                     |                |                 |                  |                   |                |
| 38 | <b>REDEVELOPMENT FUNDS</b>  |                              |                     |                |                 |                  |                   |                |
| 39 | 9533  | Redevelopment funds          | \$0.00              | 0.00           | 0.00            | 0.00             | 0.00              |                |
| 40 |   | <b>TOTAL</b>                 | <b>\$0.00</b>       | <b>0.00</b>    | <b>0.00</b>     | <b>0.00</b>      | <b>0.00</b>       | <b>0%</b>      |
| 41 |   |                              |                     |                |                 |                  |                   |                |
| 42 | <b>STATE AID</b>  |                              |                     |                |                 |                  |                   |                |
| 43 | 9569  | State Aid                    | \$0.00              | 0.00           | 0.00            | 0.00             | 0.00              |                |
| 44 |   | <b>TOTAL</b>                 | <b>\$0.00</b>       | <b>0.00</b>    | <b>0.00</b>     | <b>0.00</b>      | <b>0.00</b>       | <b>0%</b>      |
| 45 |   |                              |                     |                |                 |                  |                   |                |
| 46 | <b>SPECIAL ASSESSMENT</b>   |                              |                     |                |                 |                  |                   |                |
| 47 | 9603  | Special Assessment           | \$132,085.00        | 0.00           | 0.00            | 68,334.02        | 63,750.98         |                |
| 48 |   | <b>TOTAL</b>                 | <b>\$132,085.00</b> | <b>0.00</b>    | <b>0.00</b>     | <b>68,334.02</b> | <b>63,750.98</b>  | <b>52%</b>     |
| 49 |   |                              |                     |                |                 |                  |                   |                |
| 50 | <b>CODE</b>   | <b>CLASSIFICATION</b>        | <b>BUDGET</b>       | <b>MONTH'S</b> | <b>REF/REIM</b> | <b>TO DATE</b>   | <b>UNREALIZED</b> | <b>PERCENT</b> |
| 51 |   |                              |                     |                |                 |                  |                   |                |
| 52 | 9100  | Taxes                        | \$0                 | 0.00           | 0.00            | 0.00             | 0.00              | 0%             |
| 53 | 9410  | Interest Income              | \$300               | 0.00           | 0.00            | 705.00           | -405.00           | 0%             |
| 54 | 9522  | Homeowner Prop Tax           | \$0                 | 0.00           | 0.00            | 0.00             | 0.00              | 0%             |
| 55 | 9529  | In Lieu Tax                  | \$0                 | 0.00           | 0.00            | 0.00             | 0.00              | 0%             |
| 56 | 9530  | Misc. Revenue                | \$0                 | 0.00           | 0.00            | 0.00             | 0.00              | 0%             |
| 57 | 9531  | Aid to Local Government      | \$0                 | 0.00           | 0.00            | 0.00             | 0.00              | 0%             |
| 58 | 9533  | Redevelopmnet Funds          | \$0                 | 0.00           | 0.00            | 0.00             | 0.00              | 0%             |
| 59 | 9569  | State Aid                    | \$0                 | 0.00           | 0.00            | 0.00             | 0.00              | 0%             |
| 60 | 9603  | Special Assessment           | \$132,085           | 0.00           | 0.00            | 68,334.02        | 63,750.98         | 52%            |
| 61 |   |                              |                     |                |                 |                  |                   |                |
| 62 |   | <b>TOTAL</b>                 | <b>\$132,385</b>    | <b>0.00</b>    | <b>0.00</b>     | <b>69,039.02</b> | <b>63,345.98</b>  | <b>52%</b>     |
| 63 |   |                              |                     |                |                 |                  |                   |                |
| 64 |   | <b>GENERAL RESERVED FUND</b> | <b>\$0</b>          |                |                 |                  |                   |                |
| 65 |   | <b>CARRY OVER</b>            | <b>\$52,643</b>     | <b>0.00</b>    | <b>0.00</b>     | <b>0.00</b>      | <b>52,643.00</b>  | <b>0%</b>      |
| 66 |   |                              |                     |                |                 |                  |                   |                |
| 67 |   | <b>TOTAL BUDGET</b>          | <b>\$185,028</b>    | <b>0.00</b>    | <b>0.00</b>     | <b>\$69,039</b>  | <b>115,988.98</b> | <b>37%</b>     |
| 68 |   |                              |                     |                |                 |                  |                   |                |
| 69 |   |                              |                     |                |                 |                  |                   |                |
| 70 |   | <b>Total Revenue</b>         |                     | <b>0.00</b>    |                 |                  |                   |                |
| 71 |   |                              |                     |                |                 |                  |                   |                |
| 72 |   | <b>Contingency</b>           | <b>\$20,000.00</b>  | <b>0.00</b>    | <b>0.00</b>     | <b>1,154.75</b>  | <b>18,845.25</b>  | <b>6%</b>      |
| 73 |   |                              |                     |                |                 |                  |                   |                |
| 74 |   |                              |                     |                |                 |                  |                   |                |
| 75 |   |                              |                     |                |                 |                  |                   |                |



|    | A                              | B   | C             | D               | E                | F              | G               |
|----|--------------------------------|---|---------------|-----------------|------------------|----------------|-----------------|
| 1  |                                | <b>NORTH HIGHLANDS RECREATION &amp; PARK DISTRICT - CHERRY BLOSSOM PARK</b> |               |                 |                  |                |                 |
| 2  |                                | <b>EXPENDITURE REPORT FEBRUARY 2024</b>                                     |               |                 |                  |                |                 |
| 3  |                                |   |               |                 |                  |                |                 |
| 4  | <b>CODE</b>                    | <b>CLASSIFICATION</b>   | <b>BUDGET</b> | <b>MONTHS</b>   | <b>EXPENDED</b>  | <b>BALANCE</b> | <b>% EXPEND</b> |
| 5  | <b>ADMINISTRATION</b>          |   |               |                 |                  |                |                 |
| 6  | <b>SERVICES &amp; SUPPLIES</b> |   |               |                 |                  |                |                 |
| 7  | 2005                           | Adv/Legal Notice  | 200           | 0.00            | 200.00           | 0.00           | 100%            |
| 8  | 2505                           | Actg Svcs   | 1,500         | 0.00            | 1,500.00         | 0.00           | 100%            |
| 9  | 2591                           | Other Prof Svcs   | <u>9,902</u>  | <u>3,251.00</u> | <u>9,409.04</u>  | <u>492.96</u>  | <u>95%</u>      |
| 10 |                                | <b>TOTAL</b>  | <b>11,602</b> | <b>3,251.00</b> | <b>11,109.04</b> | <b>492.96</b>  | <b>96%</b>      |
| 11 |                                |   |               |                 |                  |                |                 |
| 12 |                                |   |               |                 |                  |                |                 |
| 13 |                                |   |               |                 |                  |                |                 |
| 14 |                                |   |               |                 |                  |                |                 |
| 15 |                                |   |               |                 |                  |                |                 |
| 16 |                                |   |               |                 |                  |                |                 |
| 17 |                                |   |               |                 |                  |                |                 |
| 18 |                                |   |               |                 |                  |                |                 |
| 19 |                                |   |               |                 |                  |                |                 |
| 20 |                                |   |               |                 |                  |                |                 |
| 21 |                                |   |               |                 |                  |                |                 |
| 22 |                                |   |               |                 |                  |                |                 |
| 23 |                                |   |               |                 |                  |                |                 |
| 24 |                                |   |               |                 |                  |                |                 |
| 25 |                                |   |               |                 |                  |                |                 |
| 26 |                                |   |               |                 |                  |                |                 |
| 27 |                                |   |               |                 |                  |                |                 |
| 28 |                                |   |               |                 |                  |                |                 |
| 29 |                                |   |               |                 |                  |                |                 |
| 30 |                                |   |               |                 |                  |                |                 |
| 31 |                                |   |               |                 |                  |                |                 |
| 32 |                                |   |               |                 |                  |                |                 |
| 33 |                                |   |               |                 |                  |                |                 |
| 34 |                                |   |               |                 |                  |                |                 |
| 35 |                                |   |               |                 |                  |                |                 |
| 36 |                                |   |               |                 |                  |                |                 |
| 37 |                                |   |               |                 |                  |                |                 |
| 38 |                                |   |               |                 |                  |                |                 |
| 39 |                                |   |               |                 |                  |                |                 |
| 40 |                                |   |               |                 |                  |                |                 |
| 41 |                                |   |               |                 |                  |                |                 |
| 42 |                                |   |               |                 |                  |                |                 |
| 43 |                                |   |               |                 |                  |                |                 |
| 44 |                                |   |               |                 |                  |                |                 |
| 45 |                                |   |               |                 |                  |                |                 |
| 46 |                                |   |               |                 |                  |                |                 |
| 47 |                                |   |               |                 |                  |                |                 |
| 48 |                                |   |               |                 |                  |                |                 |
| 49 |                                |   |               |                 |                  |                |                 |
| 50 |                                |   |               |                 |                  |                |                 |
| 51 |                                |   |               |                 |                  |                |                 |
| 52 |                                |   |               |                 |                  |                |                 |
| 53 |                                |   |               |                 |                  |                |                 |
| 54 |                                |   |               |                 |                  |                |                 |
| 55 |                                |   |               |                 |                  |                |                 |
| 56 |                                |   |               |                 |                  |                |                 |
| 57 |                                |   |               |                 |                  |                |                 |

|     | A                              | B                     | C             | D                  | E                | F                | G               |
|-----|--------------------------------|-----------------------|---------------|--------------------|------------------|------------------|-----------------|
| 58  | <u>CODE</u>                    | <u>CLASSIFICATION</u> | <u>BUDGET</u> | <u>MONTHS</u>      | <u>EXPENDED</u>  | <u>BALANCE</u>   | <u>% EXPEND</u> |
| 59  | <b>MAINTENANCE</b>             |                       |               |                    |                  |                  |                 |
| 60  | <b>SALARIES &amp; BENEFITS</b> |                       |               |                    |                  |                  |                 |
| 61  | 1110                           | Mtnr Wkr-             | 37,568        | 3,956.62           | 33,611.27        | 3,956.73         | 89%             |
| 62  | 1122                           | PT Wkr-Seasonal       | 12,000        | 1,152.00           | 8,796.00         | 3,204.00         | 73%             |
| 63  |                                | <b>Sub-Total</b>      | <b>49,568</b> | <b>\$ 5,108.62</b> | <b>42,407.27</b> | <b>7,160.73</b>  | <b>86%</b>      |
| 64  | 1210                           | Retirement            | 3,005         | 633.06             | 3,005.43         | -0.43            | 100%            |
| 65  | 1220                           | OASDI                 | 3,792         | 390.81             | 3,244.15         | 547.85           | 86%             |
| 66  | 1230                           | Insurance             | 9,623         | 1,153.96           | 8,284.30         | 1,338.70         | 86%             |
| 67  | 1240                           | Worker's Comp.        | 6,397         | 0.00               | 5,085.50         | 1,311.25         | 80%             |
| 68  | 1250                           | Unemployment          | 490           | 67.13              | 193.52           | 296.48           | 39%             |
| 69  |                                | <b>Sub-Total</b>      | <b>23,308</b> | <b>2,244.96</b>    | <b>19,812.90</b> | <b>3,494.85</b>  | <b>85%</b>      |
| 70  |                                | <b>TOTAL</b>          | <b>72,875</b> | <b>7,353.58</b>    | <b>62,220.17</b> | <b>10,654.58</b> | <b>85%</b>      |
| 71  | <b>SERVICES &amp; SUPPLIES</b> |                       |               |                    |                  |                  |                 |
| 72  | 2104                           | Agri/Hort             | 2,000         | 0.00               | 0.00             | 2,000.00         | 0%              |
| 73  | 2111                           | Bldg Mtnc. Svcs       | 200           | 0.00               | 0.00             | 200.00           | 0%              |
| 74  | 2122                           | Chemical Supplies     | 150           | 0.00               | 0.00             | 150.00           | 0%              |
| 75  | 2142                           | Land Imp Supplies     | 1,600         | 0.00               | 0.00             | 1,600.00         | 0%              |
| 76  | 2191                           | Electricity           | 900           | 75.56              | 586.50           | 313.50           | 65%             |
| 77  | 2193                           | Refuse                | 1,200         | 0.00               | 0.00             | 1,200.00         | 0%              |
| 78  | 2198                           | Water                 | 30,000        | 0.00               | 17,497.17        | 12,502.83        | 58%             |
| 79  | 2205                           | Auto Mtnc Svc         | 750           | 0.00               | 250.00           | 500.00           | 33%             |
| 80  | 2211                           | Constr Equip. Svc     | 150           | 0.00               | 0.00             | 150.00           | 0%              |
| 81  | 2226                           | Expend Tools          | 300           | 0.00               | 124.87           | 175.13           | 42%             |
| 82  | 2236                           | Fuels & Lubes         | 2,000         | 0.00               | 1,000.00         | 1,000.00         | 50%             |
| 83  | 2275                           | Rents & Leases        | 1,000         | 0.00               | 0.00             | 1,000.00         | 0%              |
| 84  | 2281                           | Shop Equip Serv.      | 100           | 0.00               | 0.00             | 100.00           | 0%              |
| 85  | 2292                           | Other Equip Sups      | 300           | 0.00               | 149.03           | 150.97           | 50%             |
| 86  | 2314                           | Clothing              | 300           | 0.00               | 0.00             | 300.00           | 0%              |
| 87  | 2444                           | Medical Supplies      | 100           | 0.00               | 0.00             | 100.00           | 0%              |
| 88  | 2591                           | Other Prof Svc        | 1,000         | 0.00               | 0.00             | 1,000.00         | 0%              |
| 89  |                                | <b>TOTAL</b>          | <b>42,050</b> | <b>75.56</b>       | <b>19,607.57</b> | <b>22,442.43</b> | <b>47%</b>      |
| 90  |                                |                       |               |                    |                  |                  |                 |
| 91  |                                |                       |               |                    |                  |                  |                 |
| 92  | <u>CODE</u>                    | <u>CLASSIFICATION</u> | <u>BUDGET</u> | <u>MONTHS</u>      | <u>EXPENDED</u>  | <u>BALANCE</u>   | <u>% EXPEND</u> |
| 93  | <b>FIXED ASSETS</b>            |                       |               |                    |                  |                  |                 |
| 94  | 4201                           | Building Improvement  | 0             | 0.00               | 0.00             | 0.00             | 0%              |
| 95  | 4202                           | Structures & Imp      | 9,000         | 0.00               | 0.00             | 9,000.00         | 0%              |
| 96  | 4303                           | Other Equip           | 0             | 0.00               | 0.00             | 0.00             | 0%              |
| 97  |                                |                       | <b>9,000</b>  | <b>0.00</b>        | <b>0.00</b>      | <b>9,000.00</b>  | <b>0%</b>       |
| 98  |                                |                       |               |                    |                  |                  |                 |
| 99  |                                |                       |               |                    |                  |                  |                 |
| 100 |                                |                       |               |                    |                  |                  |                 |
| 101 |                                |                       |               |                    |                  |                  |                 |
| 102 |                                |                       |               |                    |                  |                  |                 |
| 103 |                                |                       |               |                    |                  |                  |                 |
| 104 |                                |                       |               |                    |                  |                  |                 |
| 105 |                                |                       |               |                    |                  |                  |                 |
| 106 |                                |                       |               |                    |                  |                  |                 |
| 107 |                                |                       |               |                    |                  |                  |                 |
| 108 |                                |                       |               |                    |                  |                  |                 |
| 109 |                                |                       |               |                    |                  |                  |                 |
| 110 |                                |                       |               |                    |                  |                  |                 |
| 111 |                                |                       |               |                    |                  |                  |                 |
| 112 |                                |                       |               |                    |                  |                  |                 |

|     | A    | B                              | C              | D                | E                | F                | G          |
|-----|------|--------------------------------|----------------|------------------|------------------|------------------|------------|
| 113 | CODE | CLASSIFICATION                 | BUDGET         | MONTHS           | EXPENDED         | BALANCE          | % EXPEND   |
| 114 |      | <b>DISTRICT TOTALS</b>         |                |                  |                  |                  |            |
| 115 |      | <b>SALARIES &amp; BENEFITS</b> |                |                  |                  |                  |            |
| 116 | 1110 | FULL TIME SALARIES             | 37,568         | 3,956.62         | 33,611.27        | 3,956.73         | 89%        |
| 117 | 1122 | PART TIME SALARIES             | 12,000         | 1,152.00         | 8,796.00         | 3,204.00         | 73%        |
| 118 | 1210 | RETIREMENT                     | 3,005          | 633.06           | 3,005.43         | -0.43            | 100%       |
| 119 | 1220 | OASDI                          | 3,792          | 390.81           | 3,244.15         | 547.85           | 86%        |
| 120 | 1230 | INSURANCE                      | 9,623          | 1,153.96         | 8,284.30         | 1,338.70         | 86%        |
| 121 | 1240 | WORKER'S COMP                  | 6,397          | 0.00             | 5,085.50         | 1,311.25         | 80%        |
| 122 | 1250 | UNEMPLOYMENT                   | 490            | 67.13            | 193.52           | 296.48           | 39%        |
| 123 | 1000 | <b>SALARIES/BENEFITS</b>       | <b>72,875</b>  | <b>7,353.58</b>  | <b>62,220.17</b> | <b>10,654.58</b> | <b>85%</b> |
| 124 |      |                                |                |                  |                  |                  |            |
| 125 |      | <b>SERVICES &amp; SUPPLIES</b> |                |                  |                  |                  |            |
| 126 | 2005 | Adv/Legal Notice               | 200            | 0.00             | 200.00           | 0.00             | 100%       |
| 127 | 2104 | AGRI/HORT                      | 2,000          | 0.00             | 0.00             | 2,000.00         | 0%         |
| 128 | 2111 | Bldg Mtnc. Svcs                | 200            | 0.00             | 0.00             | 200.00           | 0%         |
| 129 | 2122 | Chemical Supplies              | 150            | 0.00             | 0.00             | 150.00           | 0%         |
| 130 | 2142 | Land Imp Supplies              | 1,600          | 0.00             | 0.00             | 1,600.00         | 0%         |
| 131 | 2191 | ELECTRICITY                    | 900            | 75.56            | 586.50           | 313.50           | 65%        |
| 132 | 2193 | REFUSE                         | 1,200          | 0.00             | 0.00             | 1,200.00         | 0%         |
| 133 | 2198 | WATER                          | 30,000         | 0.00             | 17,497.17        | 12,502.83        | 58%        |
| 134 | 2205 | Auto Mtnc Svc                  | 750            | 0.00             | 250.00           | 500.00           | 33%        |
| 135 | 2211 | Constr Equip. Svc              | 150            | 0.00             | 0.00             | 150.00           | 0%         |
| 136 | 2226 | Expend Tools                   | 300            | 0.00             | 124.87           | 175.13           | 42%        |
| 137 | 2236 | FUELS / LUBES                  | 2,000          | 0.00             | 1,000.00         | 1,000.00         | 50%        |
| 138 | 2275 | Rents & Leases                 | 1,000          | 0.00             | 0.00             | 1,000.00         | 0%         |
| 139 | 2281 | Shop Equip Serv.               | 100            | 0.00             | 0.00             | 100.00           | 0%         |
| 140 | 2292 | Other Equip Sups               | 300            | 0.00             | 149.03           | 150.97           | 50%        |
| 141 | 2314 | Clothing                       | 300            | 0.00             | 0.00             | 300.00           | 0%         |
| 142 | 2444 | Medical Supplies               | 100            | 0.00             | 0.00             | 100.00           | 0%         |
| 143 | 2505 | Accounting                     | 1,500          | 0.00             | 1,500.00         | 0.00             | 100%       |
| 144 | 2591 | OTHER PROF SVCS                | 10,902         | 3,251.00         | 9,409.04         | 1,492.96         | 86%        |
| 145 | 2000 | <b>SERVICES/SUPPLIES</b>       | <b>53,652</b>  | <b>3,326.56</b>  | <b>30,716.61</b> | <b>22,935.39</b> | <b>57%</b> |
| 146 |      |                                |                |                  |                  |                  |            |
| 147 |      | <b>FIXED ASSETS</b>            |                |                  |                  |                  |            |
| 148 | 4201 | Building IIM                   | 0              | 0.00             | 0.00             | 0.00             | 0%         |
| 149 | 4202 | STRUCT & IMP                   | 9,000          | 0.00             | 0.00             | 9,000.00         | 0%         |
| 150 | 4303 | EQUIPMENT                      | 0              | 0.00             | 0.00             | 0.00             | 0%         |
| 151 | 4000 | <b>FIXED ASSETS</b>            | <b>9,000</b>   | <b>0.00</b>      | <b>0.00</b>      | <b>9,000.00</b>  | <b>0%</b>  |
| 152 |      |                                |                |                  |                  |                  |            |
| 153 |      |                                |                |                  |                  |                  |            |
| 154 | 1000 | <b>SALARIES &amp; BENE</b>     | <b>72,875</b>  | <b>7,353.58</b>  | <b>62,220.17</b> | <b>10,654.58</b> | <b>85%</b> |
| 155 |      |                                |                |                  |                  |                  |            |
| 156 | 2000 | <b>SERVICES &amp; SUPP</b>     | <b>53,652</b>  | <b>3,326.56</b>  | <b>30,716.61</b> | <b>22,935.39</b> | <b>57%</b> |
| 157 |      |                                |                |                  |                  |                  |            |
| 158 | 4000 | <b>FIXED ASSETS</b>            | <b>9,000</b>   | <b>0.00</b>      | <b>0.00</b>      | <b>9,000.00</b>  | <b>0%</b>  |
| 159 |      |                                |                |                  |                  |                  |            |
| 160 |      | <b>CONTINGENCY</b>             | <b>20,000</b>  | <b>1,154.75</b>  | <b>1,154.75</b>  | <b>18,845.25</b> | <b>0%</b>  |
| 161 |      |                                | 0              |                  |                  |                  |            |
| 162 |      | <b>RESERVE</b>                 | <b>30,656</b>  | <b>0.00</b>      | <b>0.00</b>      | <b>0.00</b>      | <b>0%</b>  |
| 163 |      |                                |                |                  |                  |                  |            |
| 164 |      |                                |                |                  |                  |                  |            |
| 165 |      | <b>TOTAL</b>                   | <b>186,183</b> | <b>11,834.89</b> | <b>94,091.53</b> | <b>61,435</b>    | <b>51%</b> |
| 166 |      |                                |                |                  |                  |                  |            |
| 167 |      |                                |                |                  |                  |                  |            |
| 168 |      |                                |                |                  |                  |                  |            |
| 169 |      |                                |                |                  |                  |                  |            |

NORTH HIGHLANDS RECREATION AND PARK DISTRICT

BOARD AGENDA

TO: Scott Graham, Administrator  
FROM: Rachel Robertson, Recreation Superintendent  
DATE: March 14, 2024  
SUBJECT: Fundraising Event

**BACKGROUND**

North Highlands Recreation & Park District policy number 6090.12 states:” Permits will not be granted for fundraising events, where admission is charged, tickets collected at door, or donations collected, without the permission, in writing, of the District. Application for such permission must be made in writing and state the purpose for which the proceeds will be used for. Such applications must be approved by the District Board of Directors”

**DISCUSSION**

Zambian Association of Northern California is a non-profit organization (501 (c) (3) is pending). They are requesting to host a dinner dance to celebrate their 60<sup>th</sup> Independence Day. At this event, there will be admission into the event for members and non-members, and raffle opportunities for guests. Proceeds from the event will go towards furtherment of the Zambian culture and continued improvement of bilateral relations between Zambia and the United States.

This event is proposed to take place on October 19, 2024 from 2:00pm– 1:00am (set-up/clean-up time included) in the Kay F. Dahill Community Center. The rental will be \$2,377.00.

**RECOMMENDATION**

Staff recommends the Board of Directors approve the rental request for the Zambian Association of Northern California for a fundraising event.



NORTH HIGHLANDS RECREATION AND PARK DISTRICT  
BOARD AGENDA

TO: Crystal Harding, Chairperson  
Board of Directors

FROM: Scott Graham, Administrator

DATE: March 14, 2024

SUBJECT: District Scholarship Policy Revision

**BACKGROUND**

Policy 3050.10 outlines the District Scholarship Program. One of the current requirements to be considered for a scholarship is the applicant must be a resident of the North Highlands Recreation and Park District. There are approximately 3000 residents that reside in North Highlands but live outside District boundaries who cannot currently be considered for a scholarship.

*To be eligible for a scholarship, applicants must meet specific criteria, including:*

- *Scholarships are restricted to residents of the NHRPD.*

**DISCUSSION**

Approximately 3000 residents of North Highlands that live outside the District boundaries cannot be considered for a scholarship. It has been proposed that all residents with a 95660 address should be eligible for a scholarship (if all other requirements are met) in addition to residents that currently reside within NHRPD boundaries with zip codes of 95842 and 95843 that are already considered eligible for a District scholarship.

**RECOMMENDATION**

The Board approves the revision of Policy 3050.10 to expand scholarship eligibility to all residents that live within the community boundaries of North Highlands (95660).

NORTH HIGHLANDS RECREATION AND PARK DISTRICT

BOARD AGENDA

TO: Crystal Harding, Chairperson  
Board of Directors

FROM: Scott Graham, Administrator

DATE: March 14, 2024

SUBJECT: RESOLUTION NO. 631 – BOARD RESOLUTION CALLING FOR THE PRESIDENTIAL GENERAL DISTRICT ELECTION FOR THE NORTH HIGHLANDS RECREATION AND PARK DISTRICT

**BACKGROUND**

Resolution No. 631 is a requirement for the November 5, 2024 General Presidential Election. The North Highlands Recreation and Park District will elect three members to the Board of Directors.

**DISCUSSION**

The North Highlands Recreation and Park District requests the Board of Supervisors for Sacramento County to consolidate the regularly scheduled Presidential General Election with the statewide election to be held November 5, 2024.

The North Highlands Recreation and Park District agrees to reimburse the Registrar of Voters for the actual costs accrued, which will be calculated by the method set forth in the County's current Election Cost to Allocation Procedures.

The District will be electing three members to the Board of Directors. Those current Board Members whose seats are up for election on November 5, 2024, include:

Crystal Harding-Jenkins  
Beau Reynolds  
Veya Cummings

**RECOMMENDATION**

The North Highlands Recreation and Park District's Board of Supervisors approve RESOLUTION NO. 631 CALLING PRESIDENTIAL GENERAL DISTRICT ELECTION FOR THE NORTH HIGHLANDS RECREATION AND PARK DISTRICT.

**RESOLUTION #631**

**RESOLUTION OF THE BOARD OF DIRECTORS  
OF THE NORTH HIGHLANDS RECREATION AND PARK DISTRICT  
CALLING PRESIDENTIAL GENERAL DISTRICT ELECTION  
FOR THE NORTH HIGHLANDS RECREATION AND PARK DISTRICT**

**WHEREAS**, an election will be held within the North Highlands Recreation and Park District on November 5, 2024, for the purpose of electing three members of the Board of Directors; and

**WHEREAS**, as Presidential General Election will be held within the County of Sacramento on the same day; and

**WHEREAS**, Elections Code §10403 requires jurisdictions to file with the Board of Supervisors, and a copy with the Registrar of Voters, a resolution requesting consolidation with a statewide election, and

**WHEREAS**, in case of a tie vote, the method for determining the winner shall be coin flip performed by the District Administrator.

**THEREFORE, BE IT RESOLVED**, that the North Highlands Recreation and Park District requests the Board of Supervisors of Sacramento County to consolidate the regularly scheduled Presidential General Election, November 5, 2024; and

**BE IT FURTHER RESOLVED** that the Candidate pays at the Voter Registration and Elections office for the publication of the candidates' statement, pursuant to Election Code §13307. The limitation on the number of words that a candidate may use in his or her candidate's statement is two hundred words; and

**BE IT FURTHER RESOLVED** that the District agrees to reimburse the Registrar of Voters for actual costs accrued, such cost to be calculated by the method set forth in the County's current Election Fee Schedule.

**THEREFORE, BE IT RESOLVED**, that the North Highlands Recreation and Park District request the Board of Supervisor of Sacramento County consolidate the regularly scheduled General District Election with the Presidential General Election to be held on November 5, 2024; and

**PASSED AND ADOPTED** by the following vote on March 14, 2024.

---

Joanna McVay  
Board Secretary

---

Crystal Harding  
Chairperson, Board of Directors

AYES:  
NAYS:  
ABSTAIN:  
ABSENT:  
ATTEST:



**NOTICE OF GENERAL DISTRICT ELECTION  
IN THE NORTH HIGHLANDS RECREATION AND PARK DISTRICT**

Notice is hereby given that a Presidential General District Election will be held November 5, 2024, in this district. The offices for which candidates may declare their candidacy are:

Board of Directors

Two (3) positions four (4) years

**QUALIFICATIONS:** Each candidate must meet the following qualifications for office as specified in the principal act or applicable code under which this district is organized:

1. Registered Voter, and
2. Reside within the boundaries of the District, or
3. Owner of real property within the boundaries of the District.

**CODE REFERENCE:** Uniform District Election Law 23500-53559

Official declarations of candidacy for eligible candidates desiring to file for any of the elective offices may be obtained from the office of the Registrar of Voters at 7000 65<sup>th</sup> Street, Suite A, Sacramento, CA 95825-2315, on and after July 15, 2024, and must be filed not later than 5:00 p.m. on August 9, 2024. However, if a declaration of candidacy for an incumbent is not filed by August 9, 2024, any qualified person other than the incumbent shall have until 5:00 p.m. on August 14, 2024, to file a declaration of candidacy for such office.

Appointment to each elective office will be made by the supervising authority as prescribed by Elections Code §10515 in the event there are no candidates or an insufficient number of candidates for such office and a petition for an election is not filed within the time prescribed by the Elections Code §10515; that is, by 5:00 p.m. on August 9, 2024.

Dated this 14<sup>th</sup> day of March, 2024.

---

Joanna McVay  
Board Secretary

**PUBLICATION OF NOTICE OF ELECTION**

Election Code §12112 required the publication of a "Notice of Election". The notice shall contain the date of the Presidential General District Election, name the offices for which candidates may file, and state the qualifications required by the principal act for each office, as well as other pertinent information.

**NORTH HIGHLANDS RECREATION AND PARK**

(Name of District)

The Registrar of Voters will publish a combined election notice for all districts scheduled for election on November 5, 2024

Dated this 14<sup>th</sup> day of March 2024

---

Joanna McVay  
Board Secretary

**MAP AND BOUNDARY CERTIFICATION**

The North Highlands Recreation and Park District hereby certifies that:

No map and boundary changes have occurred since the November 8, 2022, Election, and that the map and boundary description that you have on file is current.

Dated this 14<sup>th</sup> day of March 2024.

---

Joanna McVay  
Board Secretary

NORTH HIGHLANDS RECREATION AND PARK DISTRICT

BOARD AGENDA

TO: Crystal Harding, Chairperson  
Board of Directors

FROM: Scott Graham, Administrator

DATE: March 14, 2024

SUBJECT: Contingency Transfer Request

**BACKGROUND**

The District requires further transfers from the Contingency Fund to support various General Fund budget accounts. There are five total Contingency Fund line items; four located in the General Fund budget and one in the CFD (Elverta Park) budget. The purpose of the Contingency Fund is to support additional unforeseen district financial needs throughout the fiscal year.

**DISCUSSION**

The District anticipates a need for additional funds to be transferred from the Contingency Fund to four GF operational accounts and one CFD (Elverta Park) operational account. The transfer requests are listed below by division.

**ADMINISTRATION DIVISION**

**Increase to Sacramento County Accounting Services**

Account: 2505

Accounting fees charged by Sacramento County have been increased over the last nine months.

|   |                |
|---|----------------|
| <u>Funding Request:</u>                   | <u>\$1,400</u> |
| ADMINISTRATION DIVISION SUB-TOTAL REQUEST | \$1,400        |

**MAINTENANCE DIVISION**

**Increase to Equipment Account**

Account: 4303

The Board of Directors approved the 2023-24 Fiscal Year Budget which included funding in the amount of \$40,000 for the purchase of a new truck for the Maintenance fleet. Staff has identified the truck that best fits the District's needs, a 2024 Ram Tradesman 4x2 Crew Cab ¾ ton truck with the tow capacity to safely pull the heaviest of payloads the Maintenance division would need. The lowest bid price we have received for the truck is \$43,694 plus license and registration, for an anticipated total cost of no more than \$50,000.

|                         |                 |
|-------------------------|-----------------|
| <u>Funding Request:</u> | <u>\$10,000</u> |
|-------------------------|-----------------|



**Increase to Building Improvement Account**

Account: 4201

After the latest in a series of heavy rain storms the Community Center was leaking in multiple areas. It is not uncommon for the south side of the building to be susceptible to leaking during heavy rain combined with high winds. The recent leaks were in locations not previously prone to leaks. Staff brought in a roof contractor to thoroughly inspect the roofs over both the Community Center and Office building. Both roofs are in dire need of replacement. We are waiting for quotes to replace both roofs, but short term would like to complete repairs on the community center to mitigate the leaks and get past the rainy season. The quoted price was \$20,000 for repairs, and should we move forward in replacing that roof in future budget cycles the contractor will subtract that amount from the cost to replace the existing roof.

Funding Request: \$ 20,000

**Increase to Water Account**

Account 2198

Over the last nine months the District has seen an average rate increase of 10% from our two water providers (Cal/Am Water and Sacramento Suburban Water District). Combined with these rate increases, we also experienced three serious main line breaks and 10 less severe leaks in District parks. These incidents can drive up water use, even during the months irrigation to the parks has been turned off. As a result, it is necessary to make a contingency transfer request to address water expenditures for the next four months that impact both the General Fund budget and the CFD budget (Elverta Park).

Funding Request (General Fund): \$15,000

Funding Request (CFD – Elverta Park): \$10,000

MAINTENANCE DIVISION SUB-TOTAL REQUEST \$55,000

**RECREATION DIVISION**

**Increase to Recreation Services Account**

Account: 2851

Recreation staff was recently introduced to David Sobon, the Director of a non-profit organization called Wide Open Walls. Their purpose is to pair local artists with organizations and locations throughout the region to paint murals as a way to beautify schools, businesses, parks and other open spaces. Staff was intrigued by the opportunity to partner with Wide Open Walls on projects now and in the future (Sierra Creek Park, Freedom Park, Ruth Inman and more). Their CEO, working with Recreation Superintendent Robertson, has identified Karl Rosario as a potential mural site. As the Board is aware, Karl Rosario has a long, relatively low wall that would lend itself to a mural to help celebrate the neighborhood in particular and NHRPD in general, as it will lead to future collaborations. Wide Open Walls procures supplies and materials and works with local artists to paint the murals. They have identified an artist that lives in the Karl Rosario neighborhood to complete the project. Staff would like to establish this relationship now as opposed to July, as Wide Open Walls has several projects already scheduled for spring all the way through next fall. The requested amount would cover the artist’s fees and any materials needed.

Funding Request: \$8,000

RECREATION DIVISION SUB-TOTAL REQUEST \$8,000

|                                       |          |
|---------------------------------------|----------|
| TOTAL GENERAL FUND REQUEST            | \$54,400 |
| TOTAL CFD (ELVERTA PARK) FUND REQUEST | \$10,000 |

**SUMMARY**

The District currently has \$128,005.75 remaining in its FY 2023-2024 General Fund Contingency Account. If the Board of Directors approves the transfer request of \$54,400, the District will have a remaining balance of \$73,605.75 in the account for the remainder of the current fiscal year.

The District currently has \$18,845.25 remaining in its FY2023-2024 CFD Contingency Account. If the Board of Directors approves the transfer request of \$10,000, the District will have a remaining balance of \$8,845.25 in the account for the remainder of the current fiscal year.

**RECOMMENDATION**

Staff recommends that the Board of Directors approve Resolution #632 in the amount of \$54,400 and resolution #633 in the amount of \$10,000 as described in the report.

**RESOLUTION #632**

**RESOLUTION OF THE NORTH HIGHLANDS RECREATION AND PARK DISTRICT  
AUTHORIZING FY2023/2024 BUDGET AMENDMENT CONTINGENCY FUND  
DECREASE**

**WHEREAS**, unanticipated costs for Water, Accounting Services, Recreation Services, Building Improvements, and Equipment for Business Area 346A, Fund Center 9349346 and Cost Center 9349346000 will exceed the 2023-2024 Fiscal Year budgeted amount, and

**WHEREAS**, funds are available in the Contingency Account 79790100 for Business Areas 346A, Fund Center 9349346 and Cost Center 9349346000.

**NOW, THEREFORE BE IT RESOLVED** and ordered by the North Highlands Recreation and Park District Board of Directors that the amount of fifty-four thousand four hundred dollars (\$54,400) be decreased from the Contingency Account 79790100 for Business Areas 346A, Fund Center 9349346 and Cost Center 9349346000 and increase Account 20219800 (Water) by the amount of fifteen thousand dollars (\$15,000), Account 20250500 (Accounting) by the amount of one thousand and four hundred dollars (\$1,400), Account 20285100 (Recreation Services) by the amount of eight thousand dollars (\$8,000), Account 42420100 (Building Improvements) by the amount of twenty thousand dollars (\$20,000), Account 43430300 (Equipment) by the amount of ten thousand dollars (\$10,000).

| <u>ACCOUNT</u> | <u>FUND</u> | <u>FUND<br/>CENTER</u> | <u>COST<br/>CENTER</u> | <u>FY2023/2024<br/>DECREASE</u> | <u>FY2023/2024<br/>INCREASE</u> |
|----------------|-------------|------------------------|------------------------|---------------------------------|---------------------------------|
| 79790100       | 346A        | 9349346                | 9349346000             | (\$54,400)                      |                                 |
| 20219800       | 346A        | 9349346                | 9349346000             |                                 | \$15,000                        |
| 20250500       | 346A        | 9349346                | 9349346000             |                                 | \$ 1,400                        |
| 20285100       | 346A        | 9349346                | 9349346000             |                                 | \$ 8,000                        |
| 42420100       | 346A        | 9349346                | 9349346000             |                                 | \$20,000                        |
| 43430300       | 346A        | 9346346                | 9349346000             |                                 | <u>\$10,000</u>                 |
|                |             |                        |                        |                                 | \$54,000                        |

On a motion by Board Member \_\_\_\_\_ seconded by Board Member \_\_\_\_\_, the foregoing resolution was passed and adopted by the Board of the North Highlands Recreation and Park District, this 14<sup>th</sup> day of March 2024, by the following vote:

\_\_\_\_\_  
Crystal Harding  
Chairperson, Board of Directors

AYES:  
NAYS:  
ABSENT:  
ABSTAIN:

**RESOLUTION #633**

**RESOLUTION OF THE NORTH HIGHLANDS RECREATION AND PARK DISTRICT  
AUTHORIZING FY2023/2024 BUDGET AMENDMENT CONTINGENCY FUND  
DECREASE**

**WHEREAS**, unanticipated costs for Workers' Comp for Business Area 346B, Fund Center 9348346 and Cost Center 9348346000 will exceed the 2023-2024 Fiscal Year budgeted amount, and

**WHEREAS**, funds are available in the Contingency Account 79790100 for Business Areas 346B, Fund Center 9348346 and Cost Center 9348346000.

**NOW, THEREFORE BE IT RESOLVED** and ordered by the North Highlands Recreation and Park District Board of Directors that the amount of ten thousand dollars (\$10,000) be decreased from the Contingency Account 79790100 for Business Areas 346B, Fund Center 9348346 and Cost Center 9348346000 and increase Account 20219800 (Water) by the amount of ten thousand dollars (\$10,000).

| <u>ACCOUNT</u> | <u>FUND</u> | <u>FUND<br/>CENTER</u> | <u>COST<br/>CENTER</u> | <u>FY2021/2022<br/>DECREASE</u> | <u>FY2021/2022<br/>INCREASE</u> |
|----------------|-------------|------------------------|------------------------|---------------------------------|---------------------------------|
| 79790100       | 346B        | 9348346                | 9348346000             | (\$10,000)                      |                                 |
| 20219800       | 346B        | 9348346                | 9348346000             |                                 | <u>\$10,000</u>                 |
|                |             |                        |                        |                                 | \$10,000                        |

On a motion by Board Member \_\_\_\_\_ seconded by Board Member \_\_\_\_\_, the foregoing resolution was passed and adopted by the Board of the North Highlands Recreation and Park District, this 14<sup>th</sup> day of March 2024, by the following vote:

\_\_\_\_\_  
Crystal Harding  
Chairperson, Board of Directors

AYES:  
NAYS:  
ABSENT:  
ABSTAIN: